

SH3BGR antibody



Catalog Number: 115185

Product name

SH3BGR antibody

Specificity

Human, Mouse; other species not tested.

Antibody description

SH3BGR Rabbit Polyclonal antibody. Positive IHC detected in human heart tissue, human skeletal muscle tissue. Positive WB detected in mouse heart tissue, mouse skeletal muscle tissue. Observed molecular weight by Western-blot: 26-30 kDa

Preparation

This antibody was obtained by immunization of SH3BGR recombinant protein (Accession Number: BC006371). Purification method: Antigen affinity purified.

Formulation

PBS with 0.1% sodium azide and 50% glycerol pH 7.3.

Storage

Store at -20°C. DO NOT ALIQUOT

Clonality

Polyclonal

Ig Type

Rabbit IgG

Applications

ELISA, IHC, WB

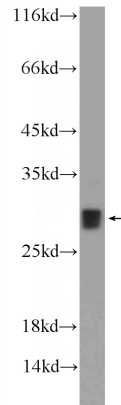
Dilutions

Recommended Dilution:

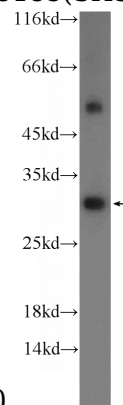
WB: 1:500-1:5000

IHC: 1:20-1:200

Validations

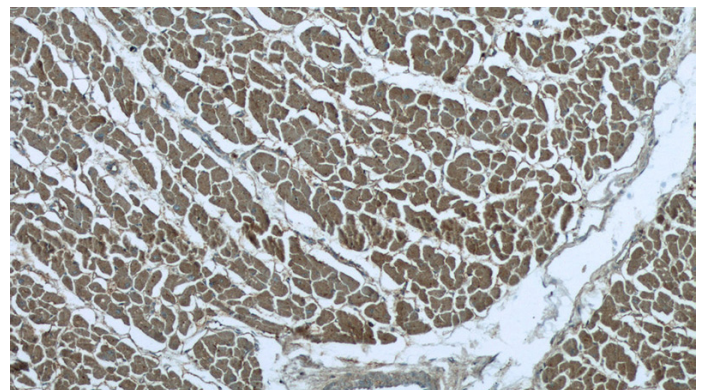


mouse heart tissue were subjected to SDS PAGE followed by western blot with Catalog No:115185(SH3BGR Antibody) at dilution of



1:1000

mouse skeletal muscle tissue were subjected to SDS PAGE followed by western blot with Catalog No:115185(SH3BGR Antibody) at dilution of 1:1000

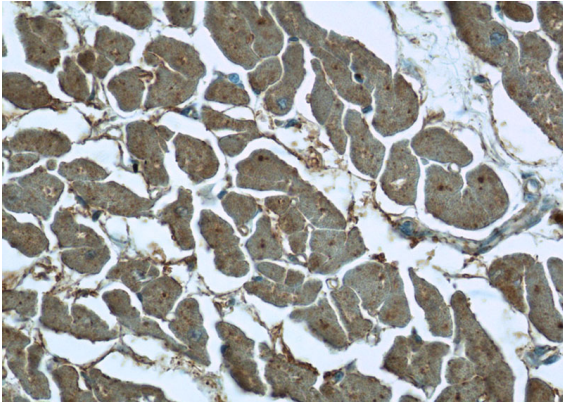


Immunohistochemistry of paraffin-embedded human heart tissue slide using Catalog No:115185(SH3BGR Antibody) at dilution of 1:50

SH3BGR antibody

Catalog Number: 115185

(under 10x lens)



Immunohistochemistry of paraffin-embedded human heart tissue slide using Catalog No:115185(SH3BGR Antibody) at dilution of 1:50 (under 40x lens)