

SGLT3/SLC5A4 antibody



Catalog Number: 115170

Product name

SGLT3/SLC5A4 antibody

IP: 1:200-1:2000

IHC: 1:20-1:200

Specificity

Human, Mouse, Rat; other species not tested.

Antibody description

SGLT3/SLC5A4 Rabbit Polyclonal antibody.
Positive IHC detected in human kidney tissue.
Positive WB detected in mouse kidney tissue.
Positive IP detected in mouse kidney tissue.
Observed molecular weight by Western-blot: 60-70 kDa

Preparation

This antibody was obtained by immunization of SGLT3/SLC5A4 recombinant protein (Accession Number: NM_014227). Purification method: Antigen affinity purified.

Formulation

PBS with 0.1% sodium azide and 50% glycerol pH 7.3.

Storage

Store at -20°C. DO NOT ALIQUOT

Clonality

Polyclonal

Ig Type

Rabbit IgG

Applications


ELISA, WB, IHC, IP

Dilutions

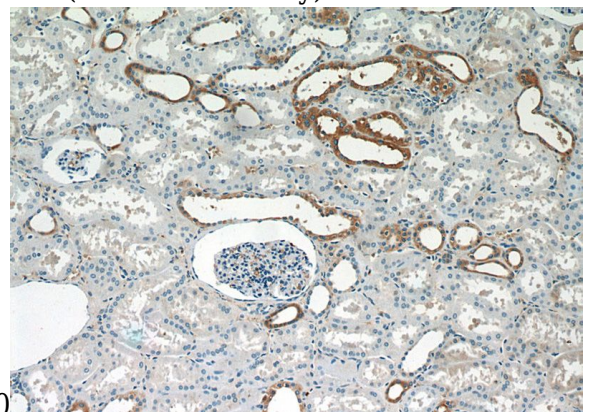
Recommended Dilution:

WB: 1:500-1:5000

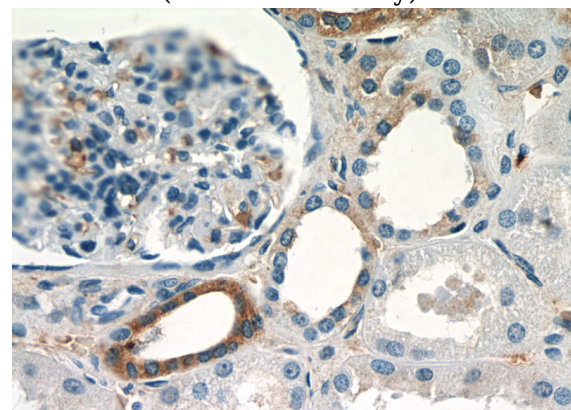
Validations



mouse kidney tissue were subjected to SDS PAGE followed by western blot with Catalog No:115170(SLC5A4 Antibody) at dilution of



Immunohistochemistry of paraffin-embedded human kidney slide using Catalog No:115170(SLC5A4 Antibody) at dilution of 1:50



Immunohistochemistry of paraffin-embedded

SGLT3/SLC5A4 antibody

Catalog Number: 115170

human kidney slide using Catalog
No:115170(SLC5A4 Antibody) at dilution of 1:50

IP Result of anti-SLC5A4 (IP:Catalog No:115170,
4ug; Detection:Catalog No:115170 1:500) with
mouse kidney tissue lysate 4000ug.

