

# SFTPB antibody

Catalog Number: 115157

## Product name

SFTPB antibody

## Specificity

Human; other species not tested.

## Antibody description

SFTPB Rabbit Polyclonal antibody. Positive IP detected in Y79 cells. Positive WB detected in Y79 cells. Positive IHC detected in human heart tissue. Observed molecular weight by Western-blot: 43kd

## Preparation

This antibody was obtained by immunization of SFTPB recombinant protein (Accession Number: NM\_198843). Purification method: Antigen affinity purified.

## Formulation

PBS with 0.02% sodium azide and 50% glycerol pH 7.3.

## Storage

Store at -20°C. DO NOT ALIQUOT

## Clonality

Polyclonal

## Ig Type

Rabbit IgG

## Applications

ELISA, WB, IHC, IP

## Dilutions


Recommended Dilution:

WB: 1:200-1:2000

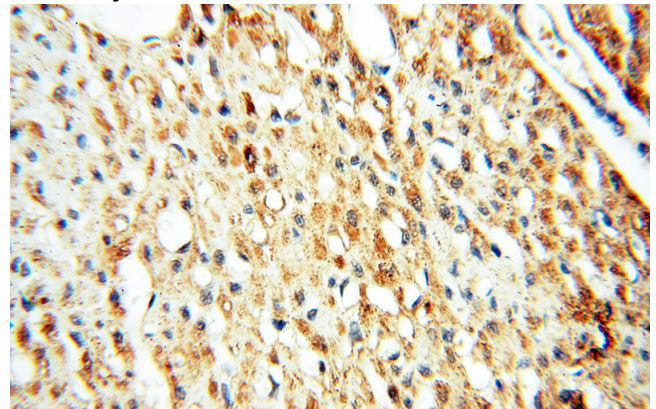
IP: 1:200-1:1000

IHC: 1:20-1:200

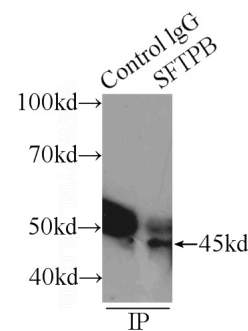
## Validations



Y79 cells were subjected to SDS PAGE followed by western blot with Catalog No:115157(SFTPB antibody) at dilution of 1:500



Immunohistochemical of paraffin-embedded human heart using Catalog No:115157(SFTPB antibody) at dilution of 1:50 (under 40x lens)



IP Result of anti-SFTPB (IP:Catalog No:115157, 3ug; Detection:Catalog No:115157 1:300) with Y79 cells lysate 3000ug.