

# SECISBP2 antibody



Catalog Number: 115092

## Product name

SECISBP2 antibody

Recommended Dilution:

WB: 1:500-1:5000

## Immunogen

[Human SECISBP2 Recombinant protein \(GST tag\)](#)

IP: 1:200-1:2000

IF: 1:20-1:200


## Specificity

Human, Mouse, Rat; other species not tested.

## Validations

### Antibody description

SECISBP2 Rabbit Polyclonal antibody. Positive IF detected in HeLa cells. Positive WB detected in HeLa cells, human kidney tissue, Jurkat cells. Positive IP detected in mouse testis tissue. Observed molecular weight by Western-blot: 95 kDa



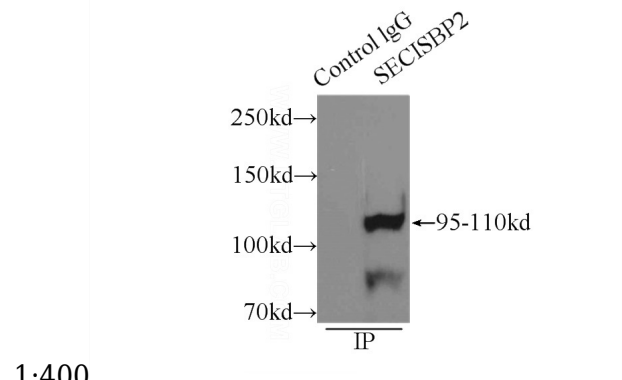
### Preparation

This antibody was obtained by immunization of SECISBP2 recombinant protein (Accession Number: XM\_047423856). Purification method: Antigen affinity purified.

HeLa cells were subjected to SDS PAGE followed by western blot with Catalog No:115092(SECISBP2 antibody) at dilution of

### Formulation

PBS with 0.1% sodium azide and 50% glycerol pH 7.3.



### Storage

Store at -20°C. DO NOT ALIQUOT

1:400

### Clonality

Polyclonal

IP Result of anti-SECISBP2 (IP:Catalog No:115092, 3ug; Detection:Catalog No:115092 1:600) with mouse testis tissue lysate 8000ug.

### Ig Type

Rabbit IgG

### Applications

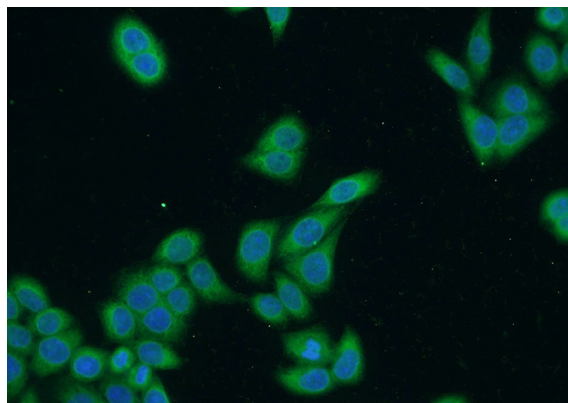
ELISA, WB, IP, IF

### Dilutions

# SECISBP2 antibody

Catalog Number: 115092

---



Immunofluorescent analysis of HeLa cells using Catalog No:115092(SECISBP2 Antibody) at dilution of 1:50 and Alexa Fluor 488-conjugated AffiniPure Goat Anti-Rabbit IgG(H+L)