

SEC11A antibody



Catalog Number: 115074

Product name

SEC11A antibody

IHC: 1:20-1:200


Specificity

Human, Mouse, Rat; other species not tested.

Validations

Antibody description

SEC11A Rabbit Polyclonal antibody. Positive IHC detected in human colon cancer tissue. Positive WB detected in mouse testis tissue, human colon tissue. Observed molecular weight by Western-blot: 21kd



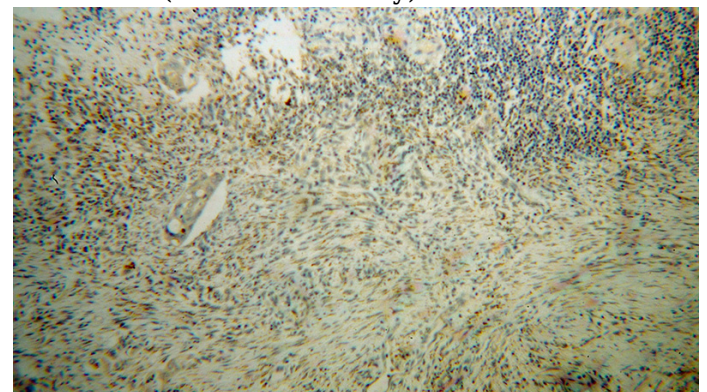
Preparation

This antibody was obtained by immunization of SEC11A recombinant protein (Accession Number: NM_014300). Purification method: Antigen affinity purified.

mouse testis tissue were subjected to SDS PAGE followed by western blot with Catalog No:115074(SEC11A antibody) at dilution of 1:800

Formulation

PBS with 0.02% sodium azide and 50% glycerol pH 7.3.



Storage

Store at -20°C. DO NOT ALIQUOT

Clonality

Polyclonal

Immunohistochemical of paraffin-embedded human colon cancer using Catalog No:115074(SEC11A antibody) at dilution of 1:100 (under 10x lens)

Ig Type

Rabbit IgG

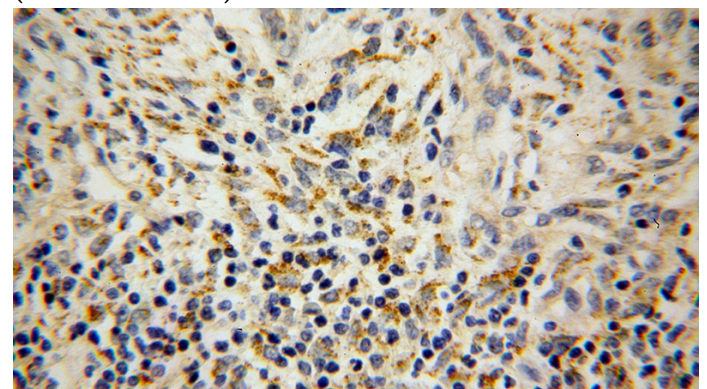
Applications

ELISA, WB, IHC

Dilutions

Recommended Dilution:

WB: 1:500-1:5000



Immunohistochemical of paraffin-embedded human colon cancer using Catalog No:115074(SEC11A antibody) at dilution of 1:100

SEC11A antibody



Catalog Number: 115074

(under 40x lens)