

SAR1A antibody

Catalog Number: 115064

Product name

SAR1A antibody

IHC: 1:20-1:200

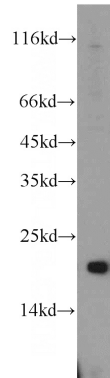
Specificity

Human, Mouse, Rat; other species not tested.

Antibody description

SAR1A Rabbit Polyclonal antibody. Positive IHC detected in human hepatocirrhosis tissue, human liver tissue, human skeletal muscle tissue. Positive WB detected in mouse liver tissue, HeLa cells, HT-1080 cells. Observed molecular weight by Western-blot: 23-25 kDa

Validations



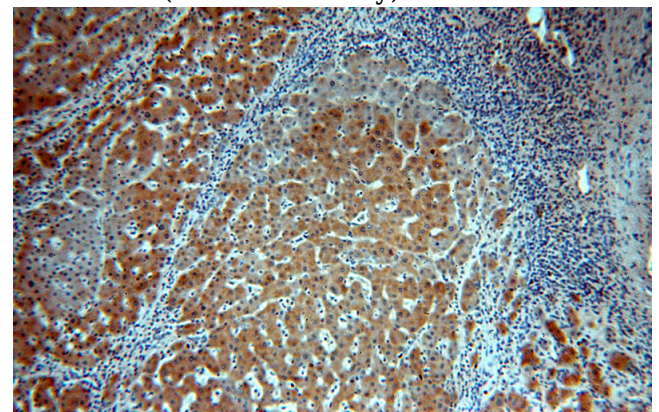
Preparation

This antibody was obtained by immunization of SAR1A recombinant protein (Accession Number: NM_020150). Purification method: Antigen affinity purified.

mouse liver tissue were subjected to SDS PAGE followed by western blot with Catalog No:115064(SAR1A antibody) at dilution of 1:500

Formulation

PBS with 0.02% sodium azide and 50% glycerol pH 7.3.



Storage

Store at -20°C. DO NOT ALIQUOT

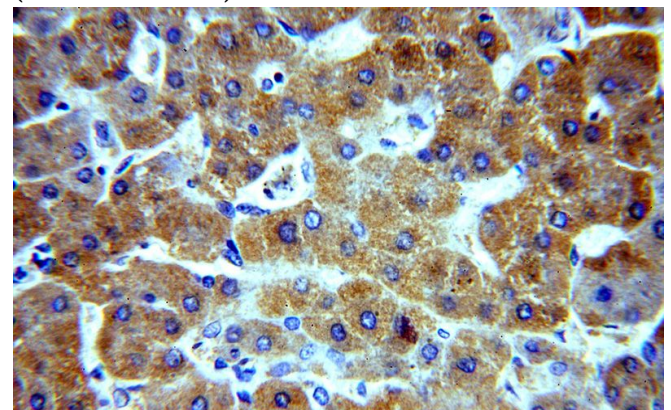
Clonality

Polyclonal

Immunohistochemical of paraffin-embedded human hepatocirrhosis using Catalog No:115064(SAR1A antibody) at dilution of 1:100 (under 10x lens)

Ig Type

Rabbit IgG



Applications

ELISA, WB, IHC

Dilutions

Recommended Dilution:

WB: 1:500-1:5000

Immunohistochemical of paraffin-embedded human hepatocirrhosis using Catalog

SAR1A antibody



Catalog Number: 115064

No:115064(SAR1A antibody) at dilution of 1:100 (under 40x lens)