

# SCO2 antibody

Catalog Number: 115013

## Product name

SCO2 antibody

## Specificity

Human, Mouse; other species not tested.

## Antibody description

SCO2 Rabbit Polyclonal antibody. Positive IHC detected in human heart tissue, human hepat°Cirrhosis tissue. Positive WB detected in HEK-293 cells. Observed molecular weight by Western-blot: 27-30kd

## Preparation

This antibody was obtained by immunization of SCO2 recombinant protein (Accession Number: NM\_001169111). Purification method: Antigen affinity purified.

## Formulation

PBS with 0.02% sodium azide and 50% glycerol pH 7.3.

## Storage

Store at -20°C. DO NOT ALIQUOT

## Clonality

Polyclonal

## Ig Type

Rabbit IgG

## Applications

ELISA, WB, IHC

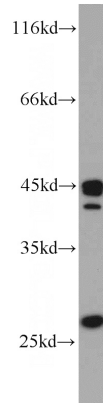
## Dilutions

Recommended Dilution:

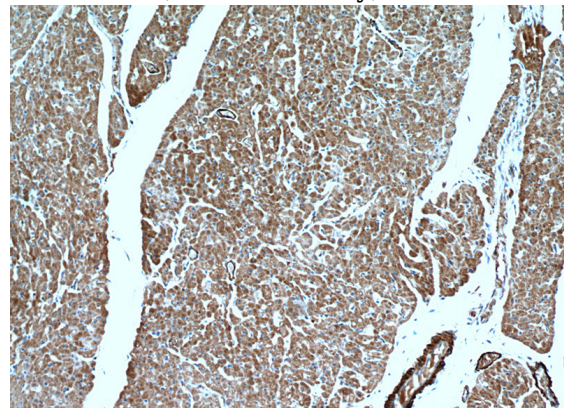
WB: 1:200-1:2000

IHC: 1:20-1:200

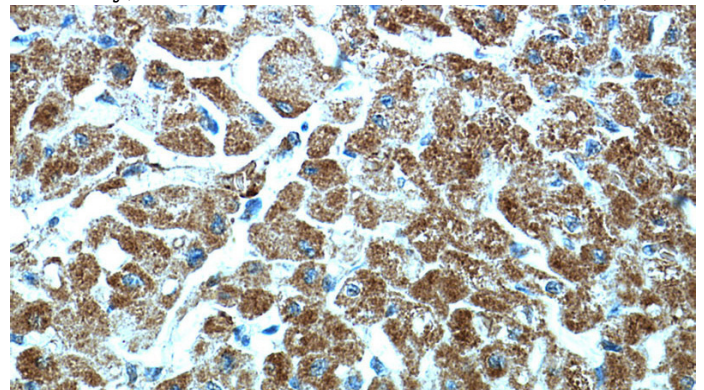
## Validations



HEK-293 cells were subjected to SDS PAGE followed by western blot with Catalog No:115013(SCO2 antibody) at dilution of 1:500



Immunohistochemical of paraffin-embedded human heart using Catalog No:115013(SCO2 antibody) at dilution of 1:50 (under 10x lens)



Immunohistochemical of paraffin-embedded human heart using Catalog No:115013(SCO2 antibody) at dilution of 1:50 (under 40x lens)