

SCAP antibody

Catalog Number: 114984

Product name

SCAP antibody

IHC: 1:20-1:200

IF: 1:10-1:100


Specificity

Human, Mouse; other species not tested.

Validations

Antibody description

SCAP Rabbit Polyclonal antibody. Positive WB detected in HEK-293 cells, K-562 cells. Positive IHC detected in human lung cancer tissue, human kidney tissue. Positive IF detected in HEK-293 cells. Observed molecular weight by Western-blot: 140kd,96kd



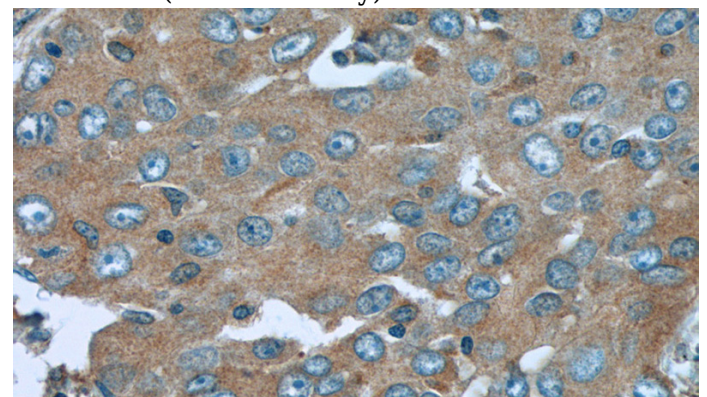
Preparation

This antibody was obtained by immunization of SCAP recombinant protein (Accession Number: BC020987). Purification method: Antigen affinity purified.

HEK-293 cells were subjected to SDS PAGE followed by western blot with Catalog No:114984(SCAP antibody) at dilution of 1:300

Formulation

PBS with 0.02% sodium azide and 50% glycerol pH 7.3.



Storage

Store at -20°C. DO NOT ALIQUOT

Clonality

Polyclonal

Immunohistochemistry of paraffin-embedded human lung cancer tissue slide using Catalog No:114984(SCAP Antibody) at dilution of 1:50 (under 40x lens)

Ig Type

Rabbit IgG

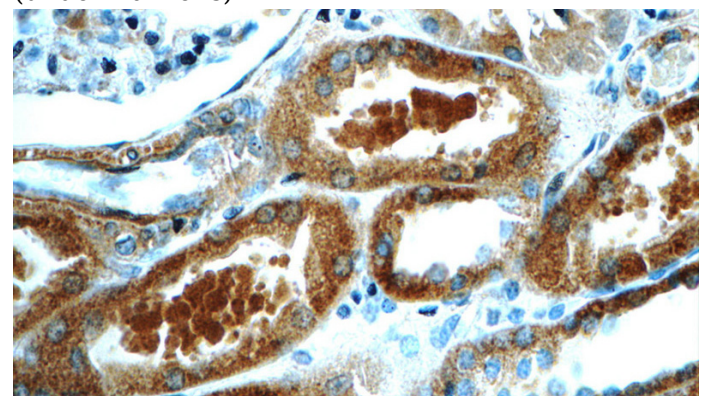
Applications

ELISA, WB, IHC, IF

Dilutions

Recommended Dilution:

WB: 1:200-1:1000

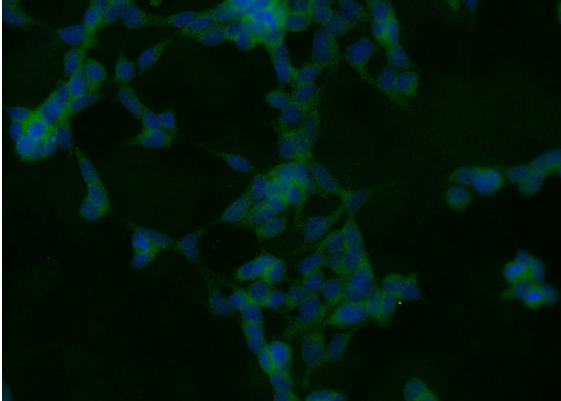


Immunohistochemistry of paraffin-embedded

SCAP antibody

Catalog Number: 114984

human kidney tissue slide using Catalog No:114984(SCAP Antibody) at dilution of 1:50 (under 40x lens)



Immunofluorescent analysis of HEK-293 cells using Catalog No:114984(SCAP Antibody) at dilution of 1:25 and Alexa Fluor 488-conjugated AffiniPure Goat Anti-Rabbit IgG(H+L)