

SART3 antibody

Catalog Number: 114973

Product name

SART3 antibody

Specificity

Human, Mouse, Rat; other species not tested.

Antibody description

SART3 Rabbit Polyclonal antibody. Positive IHC detected in human testis tissue, human brain tissue, human kidney tissue, human liver tissue, human lung cancer tissue, human lung tissue, human ovary tissue, human placenta tissue, human skin tissue, human spleen tissue. Positive IP detected in HeLa cells. Positive WB detected in HeLa cells, Jurkat cells. Observed molecular weight by Western-blot: 110-120 kDa

Preparation

This antibody was obtained by immunization of SART3 recombinant protein (Accession Number: NM_014706). Purification method: Antigen affinity purified.

Formulation

PBS with 0.02% sodium azide and 50% glycerol pH 7.3.

Storage

Store at -20°C. DO NOT ALIQUOT

Clonality

Polyclonal

Ig Type

Rabbit IgG

Applications

ELISA, WB, IHC, IP

Dilutions

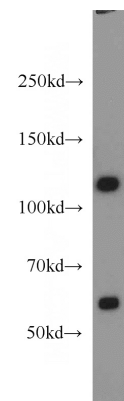
Recommended Dilution:

WB: 1:500-1:5000

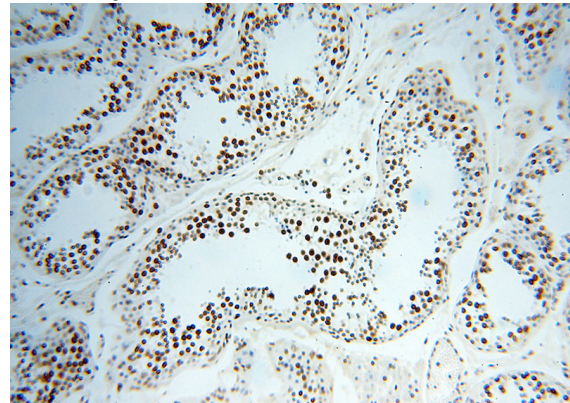
IP: 1:200-1:2000

IHC: 1:20-1:200

Validations



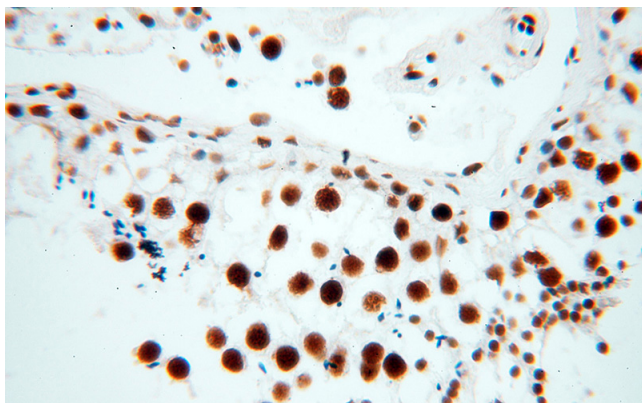
HeLa cells were subjected to SDS PAGE followed by western blot with Catalog No:114973(SART3 antibody) at dilution of 1:1000



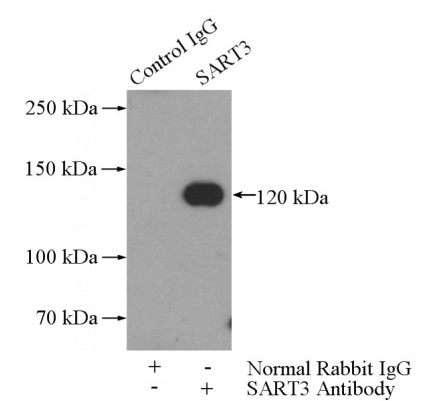
Immunohistochemical of paraffin-embedded human testis using Catalog No:114973(SART3 antibody) at dilution of 1:100 (under 10x lens)

SART3 antibody

Catalog Number: 114973



Immunohistochemical of paraffin-embedded human testis using Catalog No:114973(SART3 antibody) at dilution of 1:100 (under 40x lens)



IP Result of anti-SART3 (IP:Catalog No:114973, 4ug; Detection:Catalog No:114973 1:700) with HeLa cells lysate 2000ug.