

# SART1 antibody

Catalog Number: 114972

## Product name

SART1 antibody

IP: 1:500-1:5000

IF: 1:20-1:200


## Specificity

Human; other species not tested.

## Validations

## Antibody description

SART1 Rabbit Polyclonal antibody. Positive WB detected in HeLa cells, Jurkat cells. Positive IP detected in mouse brain tissue. Positive IF detected in HepG2 cells. Observed molecular weight by Western-blot: 110 kDa



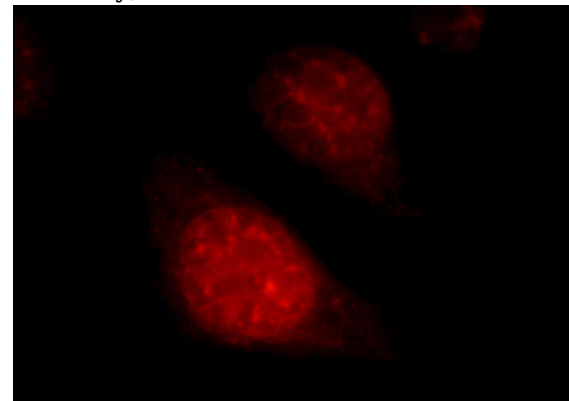
## Preparation

This antibody was obtained by immunization of SART1 recombinant protein (Accession Number: NM\_005146). Purification method: Antigen Affinity purified.

HeLa cells were subjected to SDS PAGE followed by western blot with Catalog No:114972(SART1 antibody) at dilution of 1:1000

## Formulation

PBS with 0.02% sodium azide and 50% glycerol pH 7.3.



## Storage

Store at -20°C. DO NOT ALIQUOT

## Clonality

Polyclonal

Immunofluorescent analysis of HepG2 cells, using SART1 antibody Catalog No:114972 at 1:50 dilution and Rhodamine-labeled goat anti-rabbit

## Ig Type

Rabbit IgG

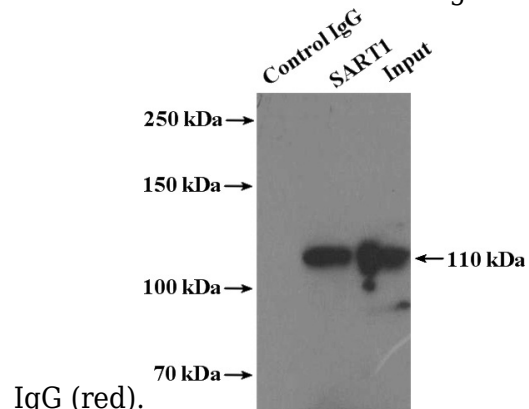
## Applications

ELISA, WB, IF, IP

## Dilutions

Recommended Dilution:

WB: 1:500-1:5000



IP Result of anti-SART1 (IP:Catalog No:114972,

# SART1 antibody



Catalog Number: 114972

---

4ug; Detection:Catalog No:114972 1:1000) with mouse brain tissue lysate 5200ug.