

S100A7/Psoriasin antibody



Catalog Number: 114964

Product name

S100A7/Psoriasin antibody

Specificity

Human; other species not tested.

Antibody description

S100A7/Psoriasin Rabbit Polyclonal antibody. Positive IHC detected in human oesophagus cancer tissue, human breast cancer tissue. Positive WB detected in MCF-7 cells. Observed molecular weight by Western-blot: 11 kDa

Preparation

This antibody was obtained by immunization of S100A7/Psoriasin recombinant protein (Accession Number: NM_002963). Purification method: Antigen affinity purified.

Formulation

PBS with 0.1% sodium azide and 50% glycerol pH 7.3.

Storage

Store at -20°C. DO NOT ALIQUOT

Clonality

Polyclonal

Ig Type

Rabbit IgG

Applications

ELISA, IHC, WB


Dilutions

Recommended Dilution:

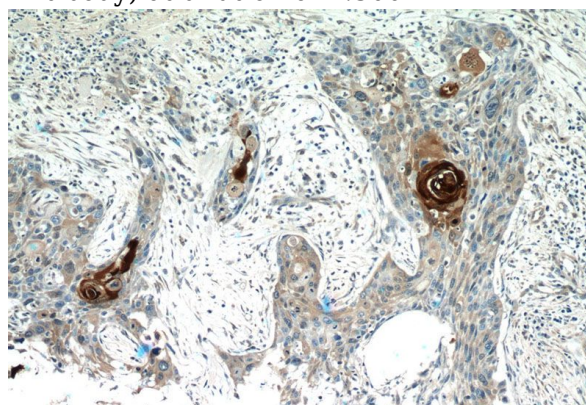
WB: 1:200-1:1000

IHC: 1:20-1:200

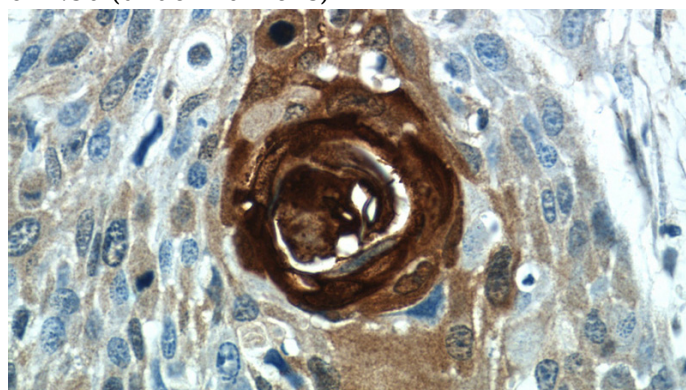
Validations



MCF-7 cells were subjected to SDS PAGE followed by western blot with Catalog No:114964(S100A7 Antibody) at dilution of 1:300



Immunohistochemistry of paraffin-embedded human oesophagus cancer tissue slide using Catalog No:114964(S100A7 Antibody) at dilution of 1:50 (under 10x lens)



Immunohistochemistry of paraffin-embedded human oesophagus cancer tissue slide using Catalog No:114964(S100A7 Antibody) at dilution

S100A7/Psoriasin antibody



Catalog Number: 114964

of 1:50 (under 40x lens)