

RSAD2 antibody

Catalog Number: 114933

Product name

RSAD2 antibody

IHC: 1:20-1:200

IF: 1:10-1:100


Specificity

Human, Mouse, Rat; other species not tested.

Validations

Antibody description

RSAD2 Rabbit Polyclonal antibody. Positive IF detected in Hela cells. Positive IHC detected in human skin tissue, human osteosarcoma tissue. Positive WB detected in A549 cells, mouse lung tissue, Raji cells. Observed molecular weight by Western-blot: 43-48 kDa



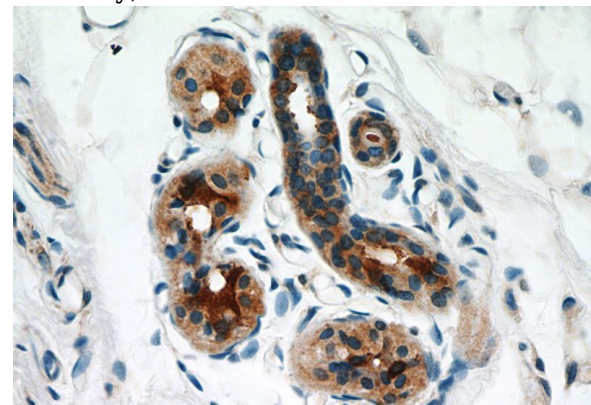
Preparation

This antibody was obtained by immunization of RSAD2 recombinant protein (Accession Number: XM_011510414). Purification method: Antigen affinity purified.

A549 cells were subjected to SDS PAGE followed by western blot with Catalog No:114933(RSAD2 antibody) at dilution of 1:500

Formulation

PBS with 0.1% sodium azide and 50% glycerol pH 7.3.



Storage

Store at -20°C. DO NOT ALIQUOT

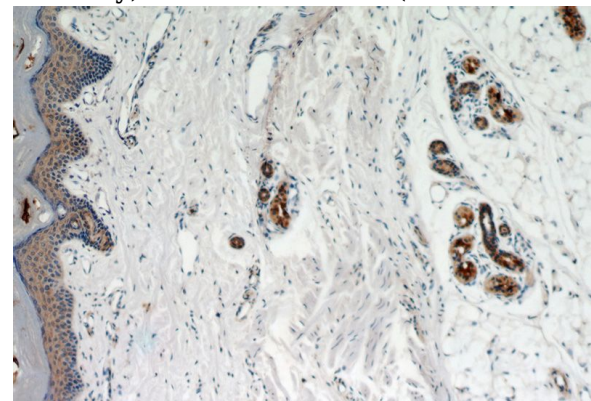
Clonality

Polyclonal

Immunohistochemical of paraffin-embedded human skin using Catalog No:114933(RSAD2 antibody) at dilution of 1:50 (under 10x lens)

Ig Type

Rabbit IgG



Applications

ELISA, WB, IF, IHC

Dilutions

Recommended Dilution:

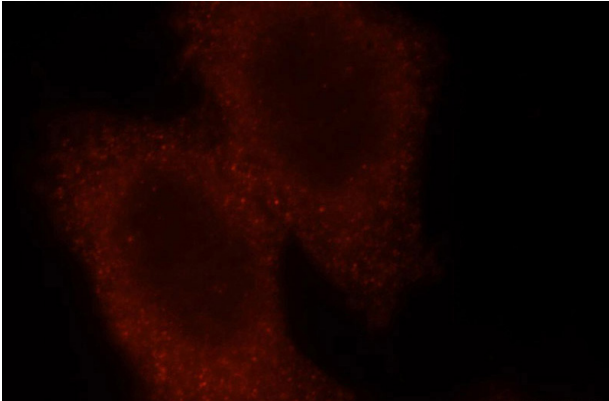
WB: 1:200-1:2000

Immunohistochemical of paraffin-embedded human skin using Catalog No:114933(RSAD2

RSAD2 antibody

Catalog Number: 114933

antibody) at dilution of 1:50 (under 40x lens)



Immunofluorescent analysis of HeLa cells, using RSAD2 antibody Catalog No:114933 at 1:25 dilution and Rhodamine-labeled goat anti-rabbit IgG (red).