

RTN4/NOGO antibody



Catalog Number: 114864

Product name

RTN4/NOGO antibody

IHC: 1:20-1:200

IF: 1:10-1:100


Specificity

Human; other species not tested.

Validations

Antibody description

RTN4/NOGO Rabbit Polyclonal antibody. Positive WB detected in A375 cells, A549 cells, HepG2 cells, SH-SY5Y cells. Positive IF detected in A375 cells. Positive IHC detected in human testis tissue. Observed molecular weight by Western-blot: 45-50 kDa



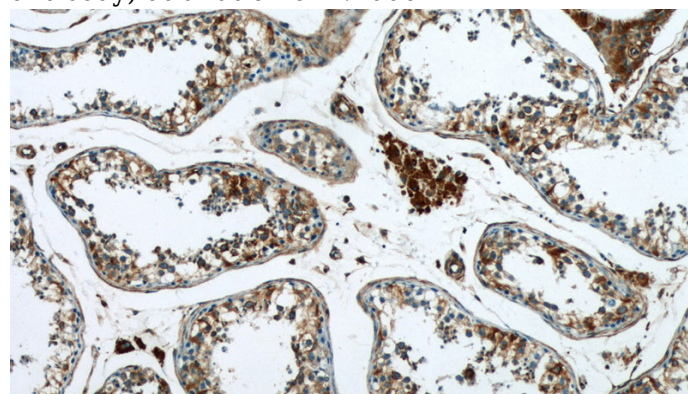
Preparation

This antibody was obtained by immunization of RTN4/NOGO recombinant protein (Accession Number: NM_153828). Purification method: Antigen affinity purified.

A375 cells were subjected to SDS PAGE followed by western blot with Catalog No:114864(RTN4 antibody) at dilution of 1:1000

Formulation

PBS with 0.1% sodium azide and 50% glycerol pH 7.3.



Storage

Store at -20°C. DO NOT ALIQUOT

Clonality

Polyclonal

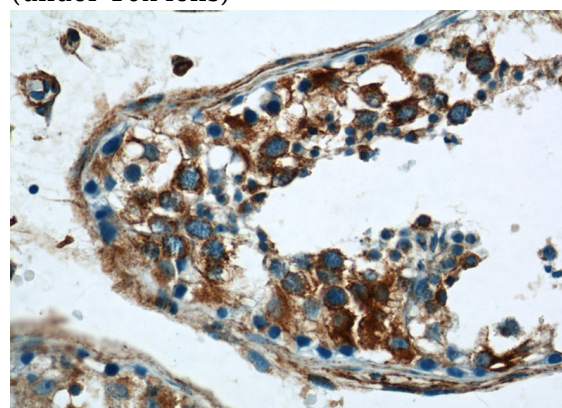
Immunohistochemistry of paraffin-embedded human testis tissue slide using Catalog No:114864(RTN4 Antibody) at dilution of 1:50 (under 10x lens)

Ig Type

Rabbit IgG

Applications

ELISA, WB, IHC, IF



Dilutions

Recommended Dilution:

WB: 1:500-1:5000

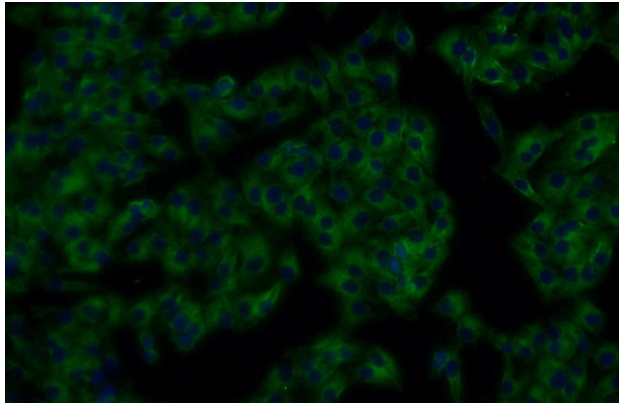
Immunohistochemistry of paraffin-embedded

RTN4/NOGO antibody



Catalog Number: 114864

human testis tissue slide using Catalog No:114864(RTN4 Antibody) at dilution of 1:50 (under 40x lens)



Immunofluorescent analysis of A375 cells using Catalog No:114864(RTN4 Antibody) at dilution of 1:25 and Alexa Fluor 488-conjugated AffiniPure Goat Anti-Rabbit IgG(H+L)