

RTN3 antibody



Catalog Number: 114863

Product name

RTN3 antibody

Recommended Dilution:

WB: 1:500-1:5000

Immunogen

IP: 1:200-1:1000

[Human RTN3 Recombinant protein \(GST tag\)](#)

IHC: 1:20-1:200


Specificity

Human, Mouse, Rat; other species not tested.

Validations

Antibody description

RTN3 Rabbit Polyclonal antibody. Positive IP detected in HeLa cells. Positive WB detected in HeLa cells, human brain tissue. Positive IHC detected in human gliomas tissue. Observed molecular weight by Western-blot: 24kd, 110-113kd



Preparation

This antibody was obtained by immunization of RTN3 recombinant protein (Accession Number: NM_006054). Purification method: Antigen affinity purified.

HeLa cells were subjected to SDS PAGE followed by western blot with Catalog No:114863(RTN3 antibody) at dilution of 1:400

Formulation

PBS with 0.1% sodium azide and 50% glycerol pH 7.3.

Storage

Store at -20°C. DO NOT ALIQUOT

Clonality

Polyclonal

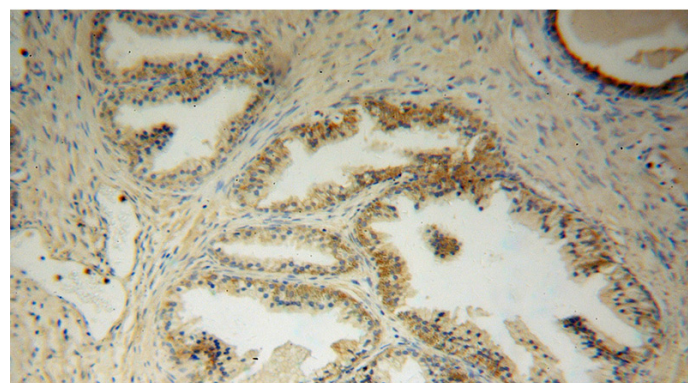
Ig Type

Rabbit IgG

Applications

ELISA, WB, IHC, IP

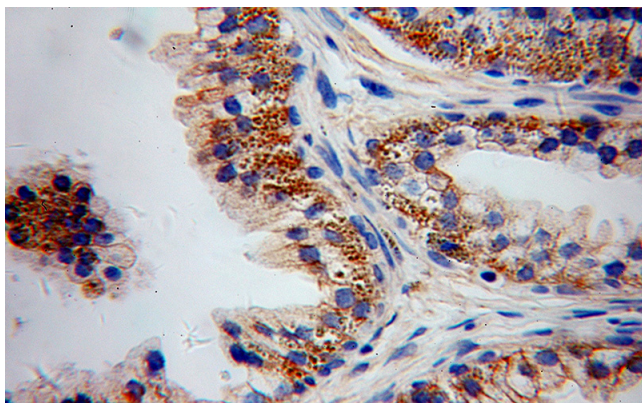
Dilutions



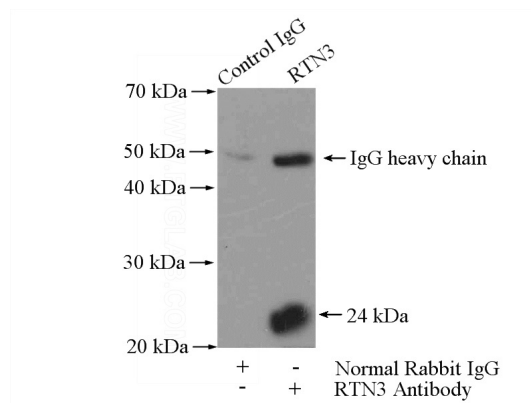
Immunohistochemical of paraffin-embedded human gliomas using Catalog No:114863(RTN3 antibody) at dilution of 1:50 (under 10x lens)

RTN3 antibody

Catalog Number: 114863



Immunohistochemical of paraffin-embedded human gliomas using Catalog No:114863(RTN3 antibody) at dilution of 1:50 (under 40x lens)



IP Result of anti-RTN3 (IP:Catalog No:114863, 4ug; Detection:Catalog No:114863 1:400) with HeLa cells lysate 2000ug.