

RTKN2 antibody

Catalog Number: 114860

Product name

RTKN2 antibody

Immunogen

[Human RTKN2 Recombinant protein \(His tag\)](#)

Specificity

Human, Mouse, Rat; other species not tested.

Antibody description

RTKN2 Rabbit Polyclonal antibody. Positive WB detected in HL-60 cells, HEK-293 cells, mouse lymph tissue. Positive IHC detected in human testis tissue, human brain tissue, human placenta tissue, human skin tissue. Positive IF detected in HEK-293 cells. Observed molecular weight by Western-blot: 69 kDa

Preparation

This antibody was obtained by immunization of RTKN2 recombinant protein (Accession Number: NM_001282941). Purification method: Antigen affinity purified.

Formulation

PBS with 0.02% sodium azide and 50% glycerol pH 7.3.

Storage

Store at -20°C. DO NOT ALIQUOT

Clonality

Polyclonal

Ig Type

Rabbit IgG

Applications

ELISA, WB, IHC, IF

Dilutions


Recommended Dilution:

WB: 1:200-1:2000

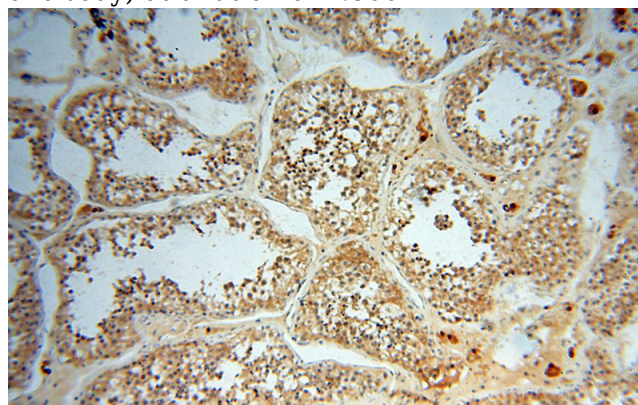
IHC: 1:20-1:200

IF: 1:20-1:200

Validations



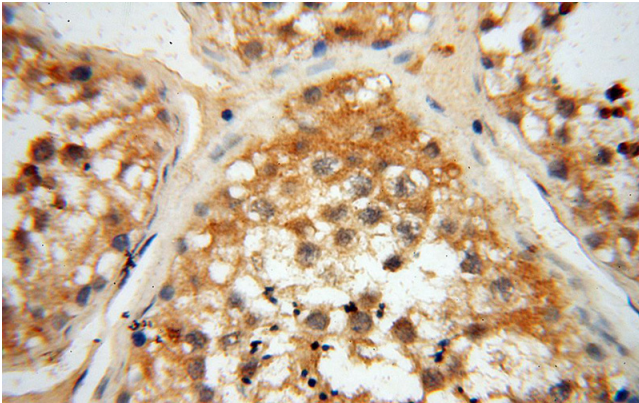
HL-60 cells were subjected to SDS PAGE followed by western blot with Catalog No:114860(RTKN2 antibody) at dilution of 1:800



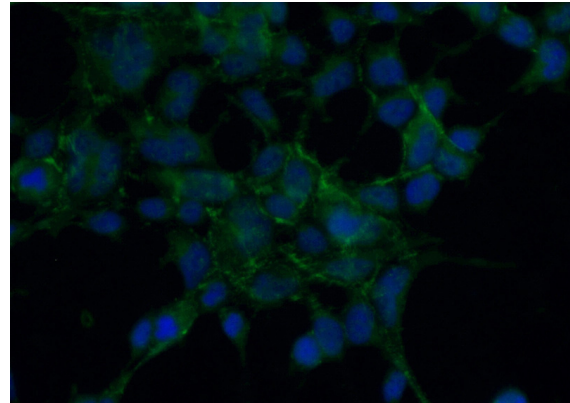
Immunohistochemical of paraffin-embedded human testis using Catalog No:114860(RTKN2 antibody) at dilution of 1:50 (under 10x lens)

RTKN2 antibody

Catalog Number: 114860



Immunohistochemical of paraffin-embedded human testis using Catalog No:114860(RTKN2 antibody) at dilution of 1:50 (under 40x lens)



Immunofluorescent analysis of (-20oc Ethanol) fixed HEK-293 cells using Catalog No:114860(RTKN2 Antibody) at dilution of 1:50 and Alexa Fluor 488-conjugated AffiniPure Goat Anti-Rabbit IgG(H+L)