

RSK2 antibody

Catalog Number: 114845

Product name

RSK2 antibody

Immunogen

[Human RPS6KA3 Recombinant protein \(His tag\)](#)

Specificity

Human, Mouse; other species not tested.

Antibody description

RSK2 Rabbit Polyclonal antibody. Positive IP detected in K-562 cells. Positive WB detected in K-562 cells, HepG2 cells, MCF7 cells, mouse heart tissue, NIH/3T3 cells. Positive IF detected in HepG2 cells, HUVEC cells. Positive IHC detected in human kidney tissue. Observed molecular weight by Western-blot: 84 kDa

Preparation

This antibody was obtained by immunization of RSK2 recombinant protein (Accession Number: NM_004586). Purification method: Antigen Affinity purified.

Formulation

PBS with 0.02% sodium azide and 50% glycerol pH 7.3.

Storage

Store at -20°C. DO NOT ALIQUOT

Clonality

Polyclonal

Ig Type

Rabbit IgG

Applications

ELISA, WB, IHC, IF, IP

Dilutions

Recommended Dilution:

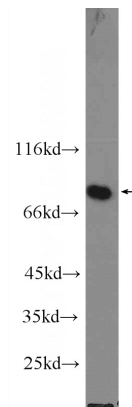
WB: 1:500-1:5000

IP: 1:500-1:5000

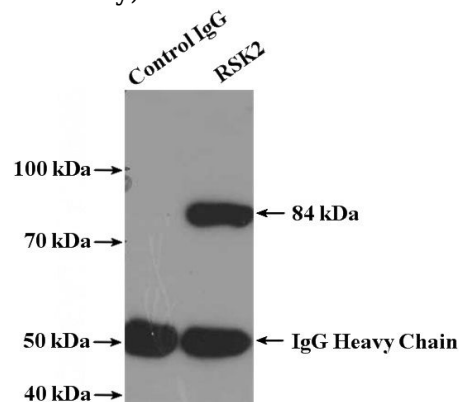
IHC: 1:20-1:200

IF: 1:10-1:100

Validations



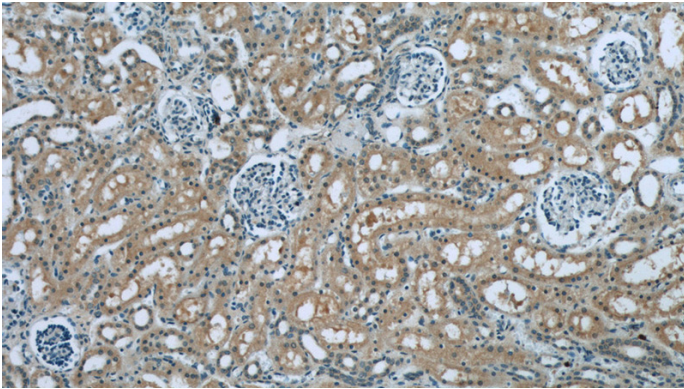
K-562 cells were subjected to SDS PAGE followed by western blot with Catalog No:114845(RPS6KA3 antibody) at dilution of 1:1000



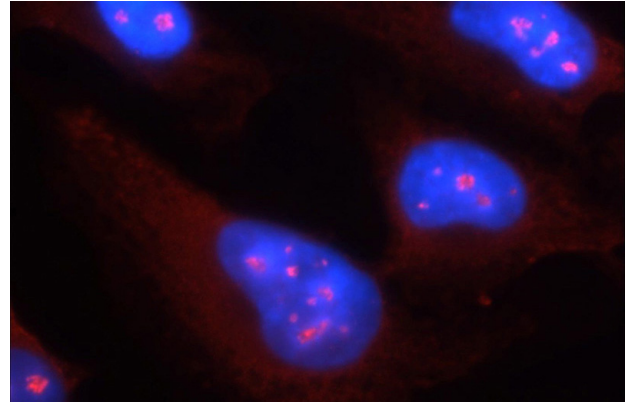
IP Result of anti-RPS6KA3 (IP:Catalog No:114845, 4ug; Detection:Catalog No:114845 1:1000) with K-562 cells lysate 4000ug.

RSK2 antibody

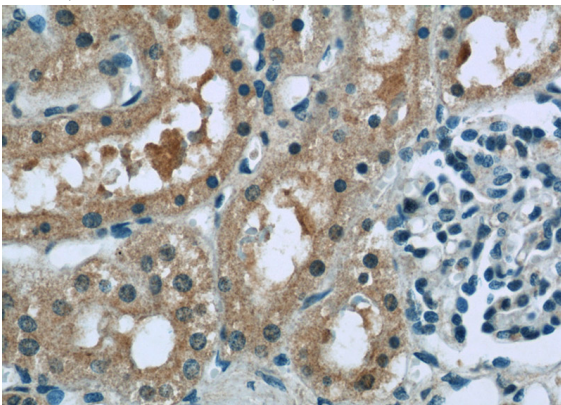
Catalog Number: 114845



Immunohistochemistry of paraffin-embedded human kidney tissue slide using Catalog No:114845(RPS6KA3 Antibody) at dilution of 1:50(under 40x lens)



Immunofluorescent analysis of HepG2 cells using Catalog No:114845(RPS6KA3 Antibody) at dilution of 1:25 and Rhodamine-Goat anti-Rabbit IgG



Immunohistochemistry of paraffin-embedded human kidney tissue slide using Catalog No:114845(RPS6KA3 Antibody) at dilution of 1:50(under 10x lens)