

# ROCK1 antibody

Catalog Number: 114777

## Product name

ROCK1 antibody

## Specificity

Human, Mouse, Rat; other species not tested.

## Antibody description

ROCK1 Rabbit Polyclonal antibody. Positive IHC detected in human lung cancer tissue, human tonsillitis tissue. Positive WB detected in HepG2 cells, A431 cells, HeLa cells, Jurkat cells, mouse spleen tissue, NIH/3T3 cells. Observed molecular weight by Western-blot: 150-160kd

## Preparation

This antibody was obtained by immunization of ROCK1 recombinant protein (Accession Number: NM\_005406). Purification method: Antigen affinity purified.

## Formulation

PBS with 0.02% sodium azide and 50% glycerol pH 7.3.

## Storage

Store at -20°C. DO NOT ALIQUOT

## Clonality

Polyclonal

## Ig Type

Rabbit IgG

## Applications

ELISA, WB, IHC


## Dilutions

Recommended Dilution:

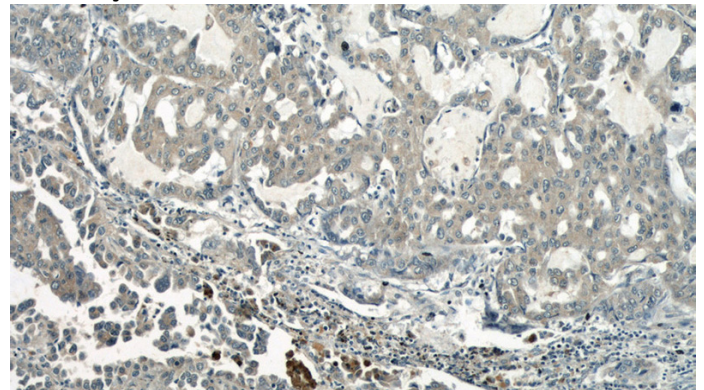
WB: 1:500-1:5000

IHC: 1:20-1:200

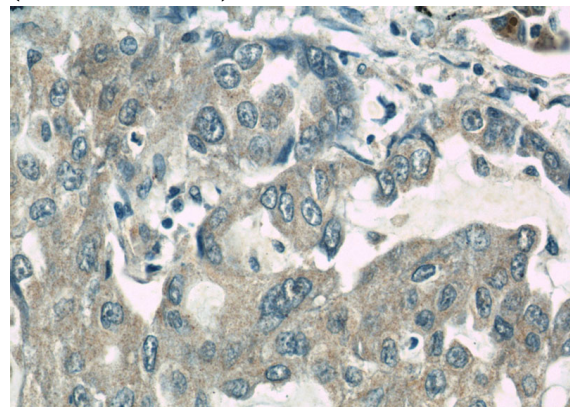
## Validations



HepG2 cells were subjected to SDS PAGE followed by western blot with Catalog No:114777(RockK1 antibody) at dilution of 1:1000



Immunohistochemical of paraffin-embedded human lung cancer using Catalog No:114777(RockK1 antibody) at dilution of 1:50 (under 10x lens)



Immunohistochemical of paraffin-embedded human lung cancer using Catalog No:114777(RockK1 antibody) at dilution of 1:50

# ROCK1 antibody



Catalog Number: 114777

---

(under 40x lens)