

RNMT antibody



Catalog Number: 114768

Product name

RNMT antibody

IHC: 1:20-1:200

IF: 1:20-1:200

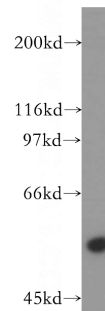
Specificity

Human, Mouse, Rat; other species not tested.

Antibody description

RNMT Rabbit Polyclonal antibody. Positive IHC detected in human colon cancer tissue. Positive IF detected in HeLa cells. Positive WB detected in human kidney tissue, HeLa cells, human liver tissue. Observed molecular weight by Western-blot: 55 kDa

Validations



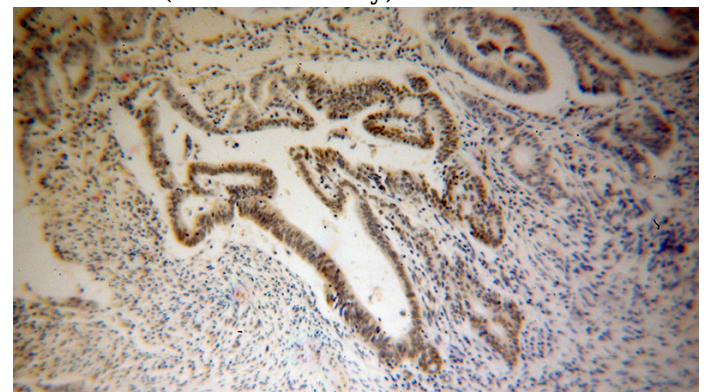
Preparation

This antibody was obtained by immunization of RNMT recombinant protein (Accession Number: XM_047437908). Purification method: Antigen affinity purified.

human kidney tissue were subjected to SDS PAGE followed by western blot with Catalog No:114768(RNMT antibody) at dilution of 1:300

Formulation

PBS with 0.02% sodium azide and 50% glycerol pH 7.3.



Storage

Store at -20°C. DO NOT ALIQUOT

Clonality

Polyclonal

Immunohistochemical of paraffin-embedded human colon cancer using Catalog No:114768(RNMT antibody) at dilution of 1:50 (under 10x lens)

Ig Type

Rabbit IgG

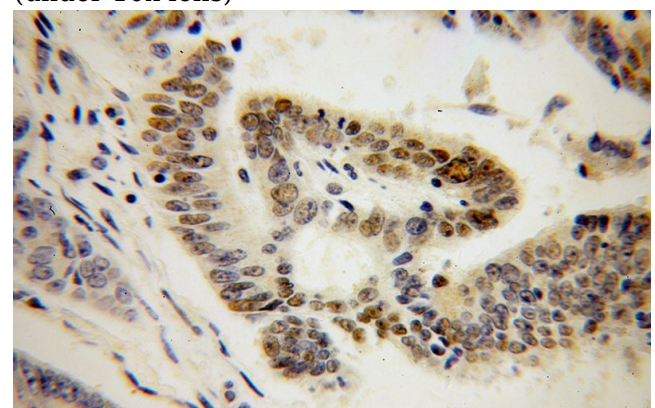
Applications

ELISA, WB, IHC, IF

Dilutions

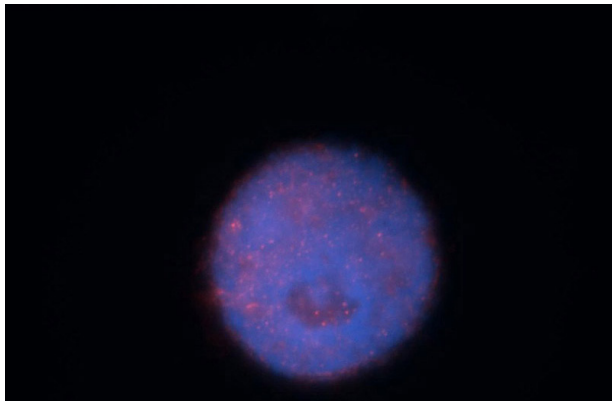
Recommended Dilution:

WB: 1:200-1:2000



Immunohistochemical of paraffin-embedded

human colon cancer using Catalog
No:114768(RNMT antibody) at dilution of 1:50
(under 40x lens)



Immunofluorescent analysis of Hela cells, using
RNMT antibody Catalog No:114768 at 1:50
dilution and Rhodamine-labeled goat anti-rabbit
IgG (red). Blue pseudocolor = DAPI (fluorescent
DNA dye).