

RNF7 antibody

Catalog Number: 114763

Product name

RNF7 antibody

WB: 1:200-1:2000

IP: 1:200-1:2000

Specificity


Human, Mouse, Rat; other species not tested.

IF: 1:10-1:100

Antibody description

RNF7 Rabbit Polyclonal antibody. Positive IP detected in mouse heart tissue. Positive WB detected in human liver tissue, human heart tissue, human skeletal muscle tissue, human testis tissue. Positive IF detected in HepG2 cells. Observed molecular weight by Western-blot: 13 kDa

Validations



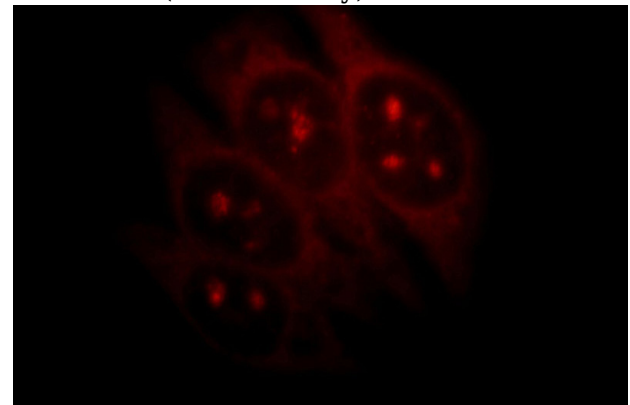
Preparation

This antibody was obtained by immunization of RNF7 recombinant protein (Accession Number: NM_014245). Purification method: Antigen affinity purified.

human liver tissue were subjected to SDS PAGE followed by western blot with Catalog No:114763(SAG antibody) at dilution of 1:500

Formulation

PBS with 0.02% sodium azide and 50% glycerol pH 7.3.



Storage

Store at -20°C. DO NOT ALIQUOT

Clonality

Polyclonal

Immunofluorescent analysis of HepG2 cells, using RNF7 antibody Catalog No:114763 at 1:25 dilution and Rhodamine-labeled goat anti-rabbit

Ig Type

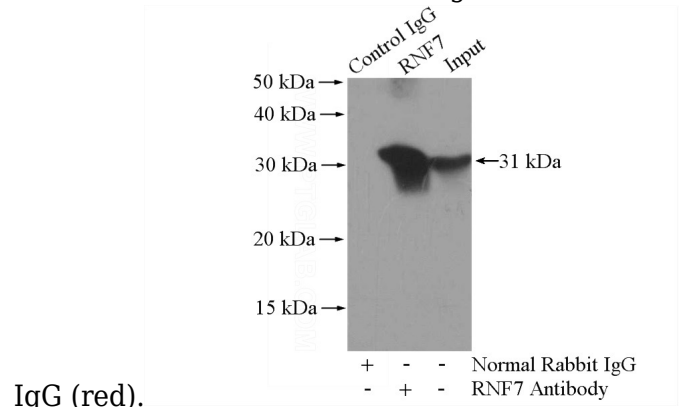
Rabbit IgG

Applications

ELISA, WB, IF, IP

Dilutions

Recommended Dilution:



IgG (red).

RNF7 antibody



Catalog Number: 114763

IP Result of anti-SAG (IP:Catalog No:114763, 4ug; Detection:Catalog No:114763 1:600) with mouse heart tissue lysate 4400ug.