

# RNF6 antibody

Catalog Number: 114762

## Product name

RNF6 antibody

IP: 1:200-1:2000

IF: 1:10-1:100

## Specificity

Human, Mouse; other species not tested.

## Antibody description

RNF6 Rabbit Polyclonal antibody. Positive WB detected in mouse testis tissue, PC-3 cells. Positive IP detected in mouse testis tissue. Positive IF detected in HepG2 cells. Observed molecular weight by Western-blot: 78 kDa

## Preparation

This antibody was obtained by immunization of RNF6 recombinant protein (Accession Number: XM\_024449390). Purification method: Antigen affinity purified.

## Formulation

PBS with 0.02% sodium azide and 50% glycerol pH 7.3.

## Storage

Store at -20°C. DO NOT ALIQUOT

## Clonality

Polyclonal

## Ig Type

Rabbit IgG

## Applications


ELISA, WB, IF, IP

## Dilutions

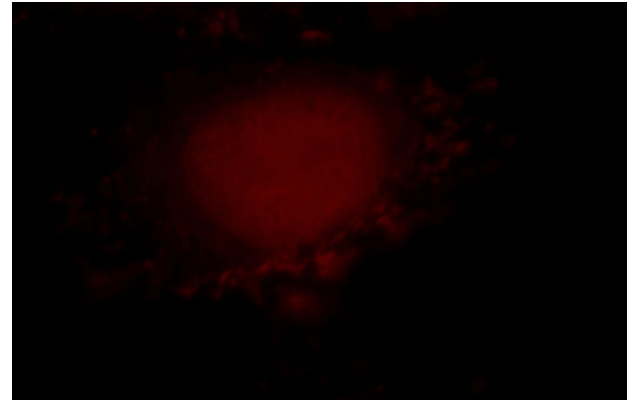
Recommended Dilution:

WB: 1:500-1:5000


## Validations



mouse testis tissue were subjected to SDS PAGE followed by western blot with Catalog No:114762(RNF6 antibody) at dilution of 1:800



Immunofluorescent analysis of HepG2 cells, using RNF6 antibody Catalog No:114762 at 1:25 dilution and Rhodamine-labeled goat anti-rabbit



IgG (red).

IP Result of anti-RNF6 (IP:Catalog No:114762,

# RNF6 antibody



Catalog Number: 114762

---

4ug; Detection:Catalog No:114762 1:800) with mouse testis tissue lysate 4000ug.