

RNF125 antibody



Catalog Number: 114738

Product name

RNF125 antibody

IHC: 1:20-1:200

Specificity

Human, Mouse, Rat; other species not tested.

Antibody description

RNF125 Rabbit Polyclonal antibody. Positive WB detected in mouse spleen tissue, A2780 cells. Positive IHC detected in human lymphoma tissue. Observed molecular weight by Western-blot: 22-26 kDa

Preparation

This antibody was obtained by immunization of RNF125 recombinant protein (Accession Number: NM_017831). Purification method: Antigen affinity purified.

Formulation

PBS with 0.02% sodium azide and 50% glycerol pH 7.3.

Storage

Store at -20°C. DO NOT ALIQUOT

Clonality

Polyclonal

Ig Type

Rabbit IgG

Applications


ELISA, WB, IHC

Dilutions

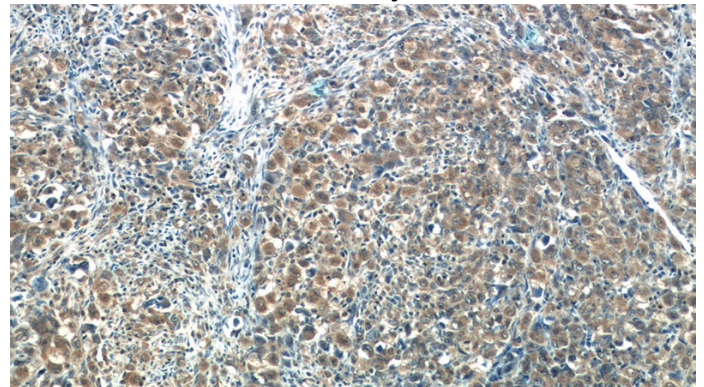
Recommended Dilution:

WB: 1:200-1:2000

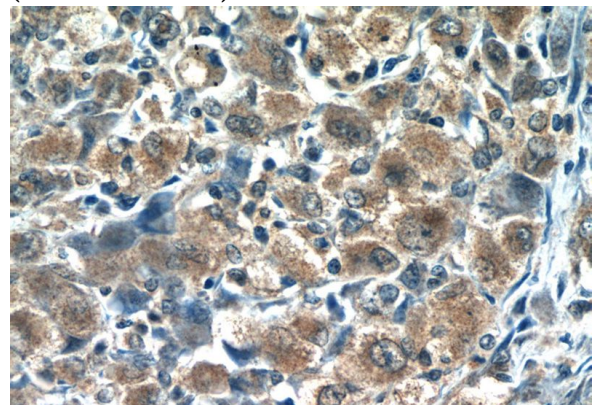
Validations



mouse spleen tissue were subjected to SDS PAGE followed by western blot with Catalog No:114738(RNF125 antibody) at dilution of 1:300



Immunohistochemistry of paraffin-embedded human lymphoma tissue slide using Catalog No:114738(RNF125 Antibody) at dilution of 1:50 (under 10x lens)



Immunohistochemistry of paraffin-embedded human lymphoma tissue slide using Catalog No:114738(RNF125 Antibody) at dilution of 1:50

RNF125 antibody



Catalog Number: 114738

(under 40x lens)