

# REST antibody

Catalog Number: 114693

## Product name

REST antibody

## Specificity

Human; other species not tested.

## Antibody description

REST Rabbit Polyclonal antibody. Positive IP detected in HeLa cells. Positive WB detected in L02 cells, HeLa cells, HepG2 cells. Observed molecular weight by Western-blot: 200 kDa

## Preparation

This antibody was obtained by immunization of REST recombinant protein (Accession Number: XM\_011534401). Purification method: Antigen affinity purified.

## Formulation

PBS with 0.02% sodium azide and 50% glycerol pH 7.3.

## Storage

Store at -20°C. DO NOT ALIQUOT

## Clonality

Polyclonal

## Ig Type

Rabbit IgG

## Applications

ELISA, WB, IP


## Dilutions

Recommended Dilution:


WB: 1:200-1:2000

IP: 1:500-1:5000

## Validations

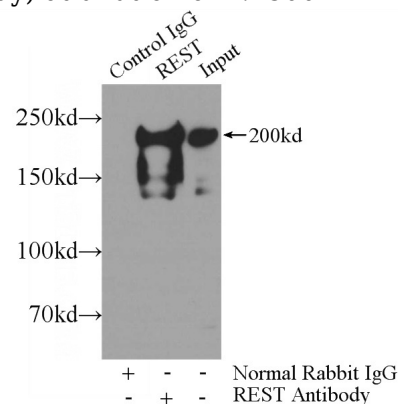


L02 cells were subjected to SDS PAGE followed by western blot with Catalog No:114693(REST



Antibody) at dilution of 1:600

HeLa cells were subjected to SDS PAGE followed by western blot with Catalog No:114693(REST Antibody) at dilution of 1:1500



IP Result of anti-REST (IP:Catalog No:114693, 5ug; Detection:Catalog No:114693 1:1000) with HeLa cells lysate 2720ug.