

# RHOF antibody



Catalog Number: 114661

## Product name

RHOF antibody

IHC: 1:20-1:200

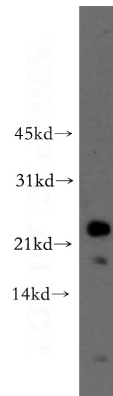
## Specificity

Human, Mouse, Rat; other species not tested.

## Antibody description

RHOF Rabbit Polyclonal antibody. Positive WB detected in COLO 320 cells, human brain tissue. Positive IHC detected in human colon cancer tissue, human small intestine tissue. Observed molecular weight by Western-blot: 24 kDa, 19 kDa

## Validations



## Preparation

This antibody was obtained by immunization of RHOF recombinant protein (Accession Number: BC018208). Purification method: Antigen affinity purified.

COLO 320 cells were subjected to SDS PAGE followed by western blot with Catalog No:114661(RHOF antibody) at dilution of 1:500

## Formulation

PBS with 0.02% sodium azide and 50% glycerol pH 7.3.

## Storage

Store at -20°C. DO NOT ALIQUOT

## Clonality

Polyclonal

## Ig Type

Rabbit IgG

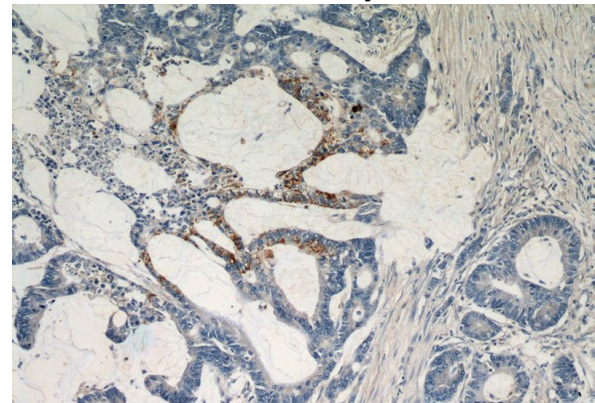
## Applications

ELISA, WB, IHC

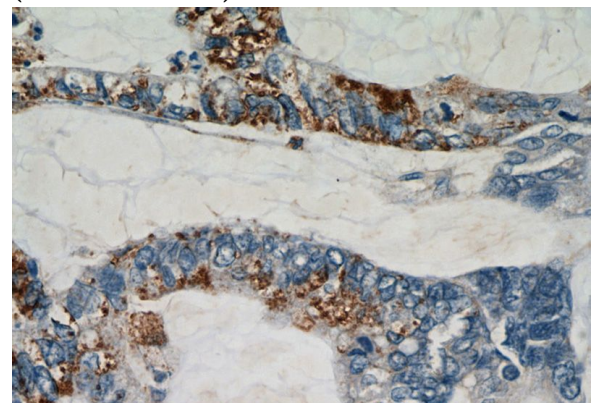
## Dilutions

Recommended Dilution:

WB: 1:500-1:5000



Immunohistochemical of paraffin-embedded human colon cancer using Catalog No:114661(RHOF antibody) at dilution of 1:50 (under 10x lens)



Immunohistochemical of paraffin-embedded human colon cancer using Catalog

# RHOF antibody



Catalog Number: 114661

---

No:114661(RHOF antibody) at dilution of 1:50 (under 40x lens)