

RGS17 antibody

Catalog Number: 114644

Product name

RGS17 antibody

IHC: 1:20-1:200

IF: 1:10-1:100


Specificity

Human, Mouse; other species not tested.

Antibody description

RGS17 Rabbit Polyclonal antibody. Positive IHC detected in human testis tissue, human cerebellum tissue. Positive IF detected in MCF-7 cells. Positive WB detected in mouse lung tissue, MCF7 cells, PC-3 cells, SH-SY5Y cells. Observed molecular weight by Western-blot: 27 kDa

Validations



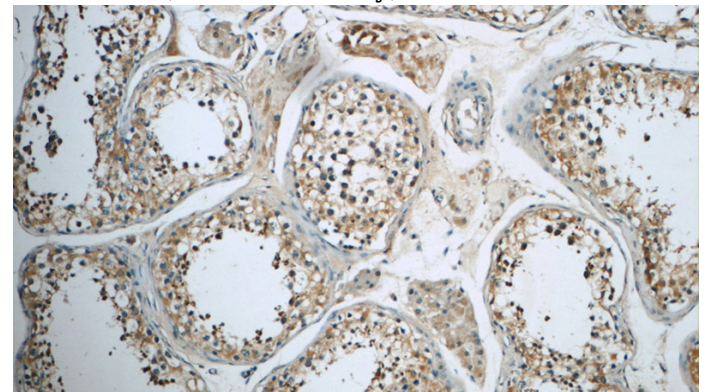
Preparation

This antibody was obtained by immunization of RGS17 recombinant protein (Accession Number: XM_047418636). Purification method: Antigen affinity purified.

mouse lung tissue were subjected to SDS PAGE followed by western blot with Catalog No:114644(RGS17 antibody) at dilution of 1:1000

Formulation

PBS with 0.02% sodium azide and 50% glycerol pH 7.3.



Storage

Store at -20°C. DO NOT ALIQUOT

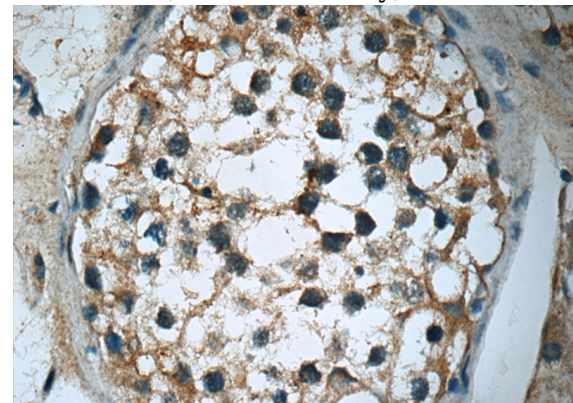
Clonality

Polyclonal

Immunohistochemistry of paraffin-embedded human testis slide using Catalog No:114644(RGS17 Antibody) at dilution of 1:50

Ig Type

Rabbit IgG



Applications

ELISA, WB, IHC, IF

Dilutions

Recommended Dilution:

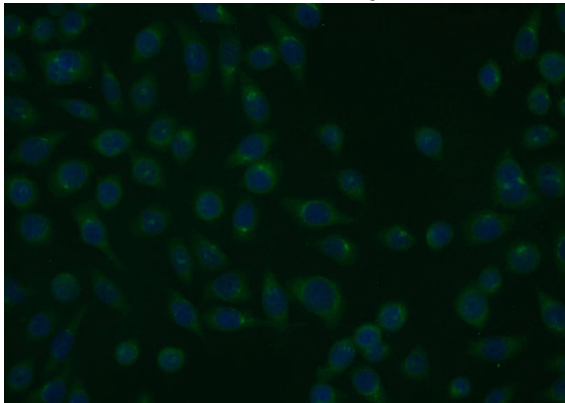
WB: 1:200-1:2000

Immunohistochemistry of paraffin-embedded human testis slide using Catalog

RGS17 antibody

Catalog Number: 114644

No:114644(RGS17 Antibody) at dilution of 1:50



Immunofluorescent analysis of MCF-7 cells using Catalog No:114644(RGS17 Antibody) at dilution of 1:25 and Alexa Fluor 488-conjugated AffiniPure Goat Anti-Rabbit IgG(H+L)