

RGS14 antibody



Catalog Number: 114642

Product name

RGS14 antibody

Specificity

Human, Mouse, Rat; other species not tested.

Antibody description

RGS14 Rabbit Polyclonal antibody. Positive WB detected in mouse brain tissue, HeLa cells, mouse spleen tissue, mouse testis tissue. Positive IP detected in mouse brain tissue. Observed molecular weight by Western-blot: 60-65 kDa

Preparation

This antibody was obtained by immunization of RGS14 recombinant protein (Accession Number: NM_006480). Purification method: Antigen affinity purified.

Formulation

PBS with 0.02% sodium azide and 50% glycerol pH 7.3.

Storage

Store at -20°C. DO NOT ALIQUOT

Clonality

Polyclonal

Ig Type

Rabbit IgG

Applications

ELISA, WB, IP


Dilutions

Recommended Dilution:

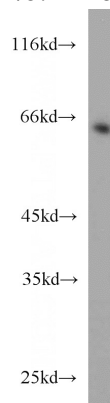
WB: 1:500-1:5000

IP: 1:500-1:5000

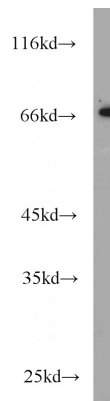
Validations



mouse brain tissue were subjected to SDS PAGE followed by western blot with Catalog No:114642(RGS14 antibody) at dilution of 1:1500




mouse spleen tissue were subjected to SDS PAGE followed by western blot with Catalog No:114642(RGS14 antibody) at dilution of 1:500



mouse testis tissue were subjected to SDS PAGE followed by western blot with Catalog No:114642(RGS14 antibody) at dilution of 1:500

RGS14 antibody

Catalog Number: 114642



IP Result of anti-RGS14 (IP:Catalog No:114642, 3ug; Detection:Catalog No:114642 1:1000) with mouse brain tissue lysate 5000ug.