

RBBP9 antibody



Catalog Number: 114594

Product name

RBBP9 antibody

Immunogen

[Human RBBP9 Recombinant protein \(GST tag\)](#)

Specificity

Human, Mouse, Rat; other species not tested.

Antibody description

RBBP9 Rabbit Polyclonal antibody. Positive IP detected in mouse lung tissue. Positive WB detected in mouse testis tissue, A375 cells, human lung tissue, human spleen tissue, mouse lung tissue. Positive IHC detected in human pancreas cancer tissue. Observed molecular weight by Western-blot: 22 kDa

Preparation

This antibody was obtained by immunization of RBBP9 recombinant protein (Accession Number: NM_006606). Purification method: Antigen affinity purified.

Formulation

PBS with 0.1% sodium azide and 50% glycerol pH 7.3.

Storage

Store at -20°C. DO NOT ALIQUOT

Clonality

Polyclonal

Ig Type

Rabbit IgG

Applications

ELISA, WB, IHC, IP

Dilutions

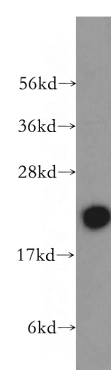
Recommended Dilution:

WB: 1:500-1:5000

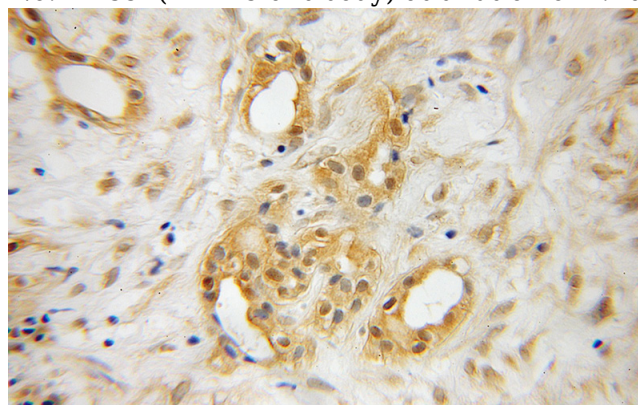
IP: 1:200-1:1000

IHC: 1:20-1:200

Validations



mouse testis tissue were subjected to SDS PAGE followed by western blot with Catalog No:114594(RBBP9 antibody) at dilution of 1:400

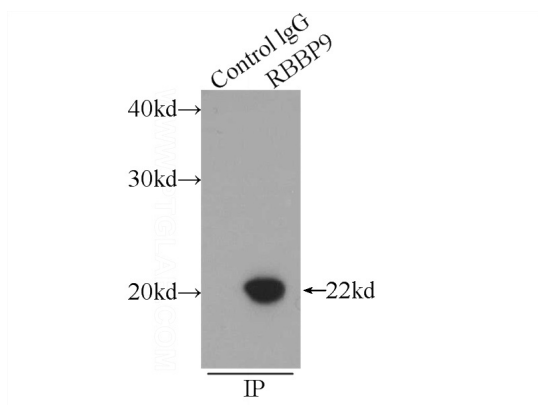


Immunohistochemical of paraffin-embedded human pancreas cancer using Catalog No:114594(RBBP9 antibody) at dilution of 1:50 (under 10x lens)

RBBP9 antibody



Catalog Number: 114594



IP Result of anti-RBBP9 (IP:Catalog No:114594, 3ug; Detection:Catalog No:114594 1:300) with mouse lung tissue lysate 5160ug.