

RCAN1 antibody

Catalog Number: 114570

Product name

RCAN1 antibody

Specificity

Human, Mouse; other species not tested.

Antibody description

RCAN1 Rabbit Polyclonal antibody. Positive WB detected in mouse brain tissue, A431 cells, human heart tissue, mouse cerebellum tissue, mouse heart tissue, mouse skeletal muscle tissue. Positive IP detected in mouse brain tissue. Positive IHC detected in human heart tissue, human colon cancer tissue. Observed molecular weight by Western-blot: 25-29 kDa

Preparation

This antibody was obtained by immunization of RCAN1 recombinant protein (Accession Number: BC002864). Purification method: Antigen affinity purified.

Formulation

PBS with 0.02% sodium azide and 50% glycerol pH 7.3.

Storage

Store at -20°C. DO NOT ALIQUOT

Clonality

Polyclonal

Ig Type

Rabbit IgG

Applications

ELISA, WB, IHC, IP

Dilutions


Recommended Dilution:

WB: 1:500-1:5000

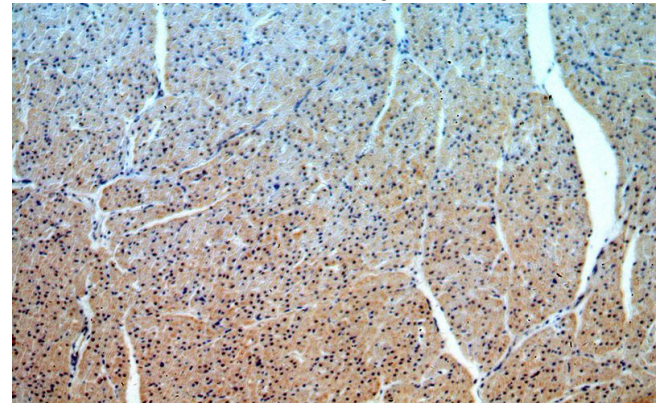
IP: 1:200-1:2000

IHC: 1:20-1:200

Validations



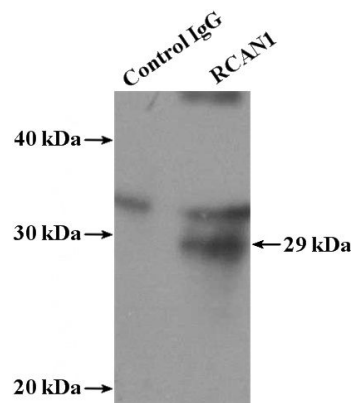
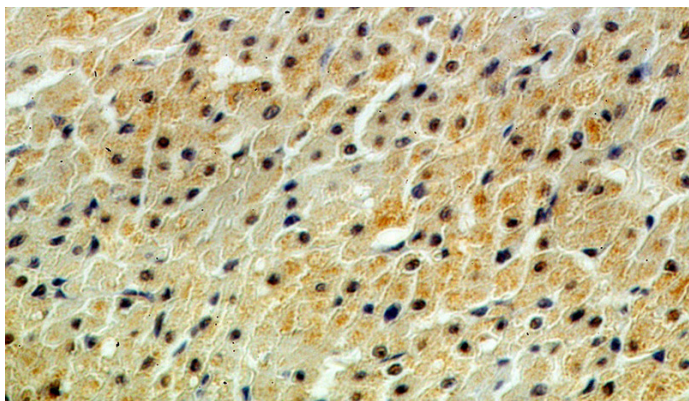
mouse brain tissue were subjected to SDS PAGE followed by western blot with Catalog No:114570(RCAN1 antibody) at dilution of 1:500



Immunohistochemical of paraffin-embedded human heart using Catalog No:114570(RCAN1 antibody) at dilution of 1:100 (under 10x lens)

RCAN1 antibody

Catalog Number: 114570



Immunohistochemical of paraffin-embedded human heart using Catalog No:114570(RCAN1 antibody) at dilution of 1:100 (under 40x lens)

IP Result of anti-RCAN1 (IP:Catalog No:114570, 4ug; Detection:Catalog No:114570 1:500) with mouse brain tissue lysate 4000ug.