

# RBP5 antibody

Catalog Number: 114563

## Product name

RBP5 antibody

## Specificity

Human, Pig, Rat; other species not tested.

## Antibody description

RBP5 Rabbit Polyclonal antibody. Positive WB detected in human liver tissue, pig liver tissue, rat liver tissue. Positive IHC detected in human liver cancer tissue. Observed molecular weight by Western-blot: 16-18 kDa

## Preparation

This antibody was obtained by immunization of RBP5 recombinant protein (Accession Number: NM\_031491). Purification method: Antigen affinity purified.

## Formulation

PBS with 0.1% sodium azide and 50% glycerol pH 7.3.

## Storage

Store at -20°C. DO NOT ALIQUOT

## Clonality

Polyclonal

## Ig Type

Rabbit IgG

## Applications

ELISA, WB, IHC


## Dilutions

Recommended Dilution:

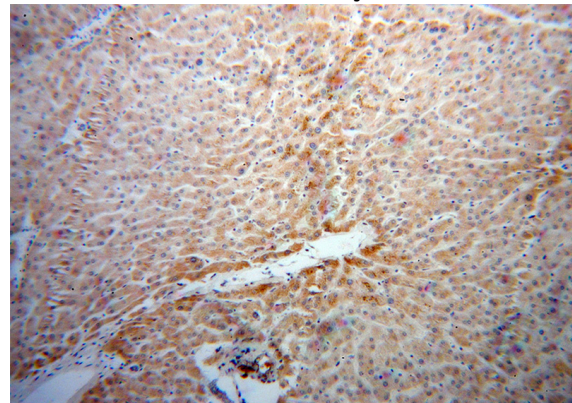
WB: 1:200-1:2000

IHC: 1:20-1:200

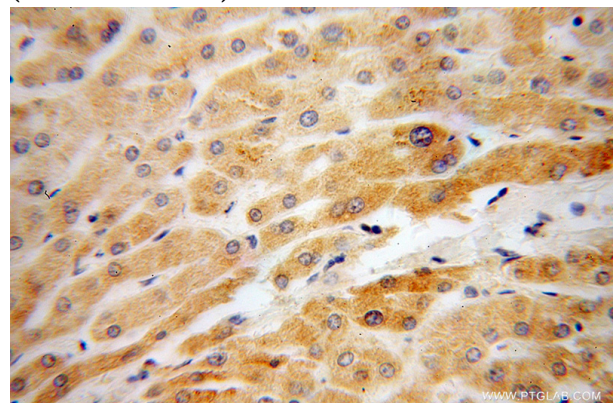
## Validations



human liver tissue were subjected to SDS PAGE followed by western blot with Catalog No:114563(RBP5 antibody) at dilution of 1:400



Immunohistochemical of paraffin-embedded human liver cancer using Catalog No:114563(RBP5 antibody) at dilution of 1:50 (under 10x lens)



Immunohistochemical of paraffin-embedded human liver cancer using Catalog

# RBP5 antibody



Catalog Number: 114563

---

No:114563(RBP5 antibody) at dilution of 1:50 (under 40x lens)