

RANKL antibody

Catalog Number: 114544

Product name

RANKL antibody

Specificity

Human; other species not tested.

Antibody description

RANKL Rabbit Polyclonal antibody. Positive IHC detected in human colon tissue. Positive IP detected in COLO 320 cells. Positive WB detected in Transfected HEK-293 cells.

Preparation

This antibody was obtained by immunization of RANKL recombinant protein (Accession Number: NM_003701). Purification method: Antigen Affinity purified.

Formulation

PBS with 0.02% sodium azide and 50% glycerol pH 7.3.

Storage

Store at -20°C. DO NOT ALIQUOT

Clonality

Polyclonal

Ig Type

Rabbit IgG

Applications

ELISA, WB, IHC, IP

Dilutions

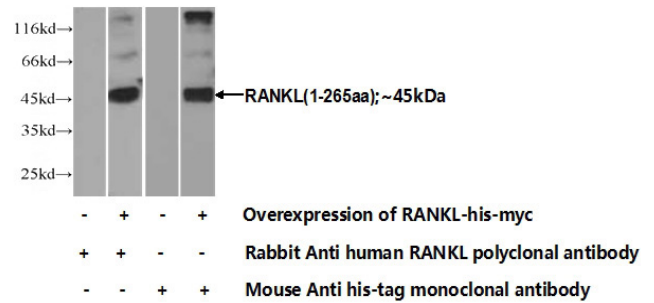
Recommended Dilution:

WB: 1:200-1:2000

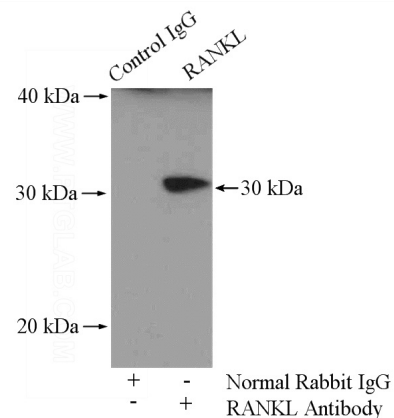
IP: 1:200-1:1000

IHC: 1:20-1:200

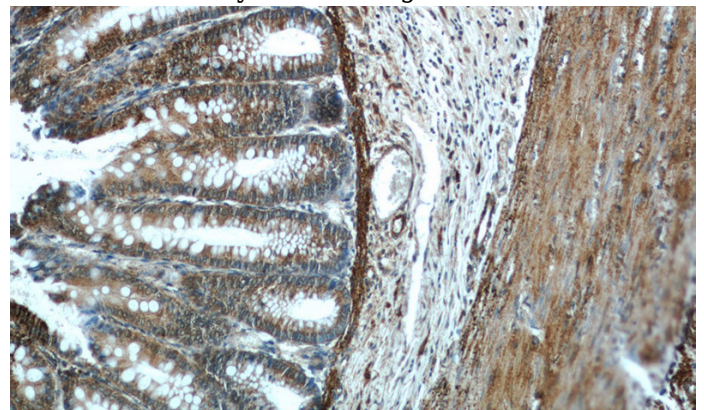
Validations



Transfected HEK-293 cells were subjected to SDS PAGE followed by western blot with Catalog No:114544(RANKL Antibody) at dilution of 1:700



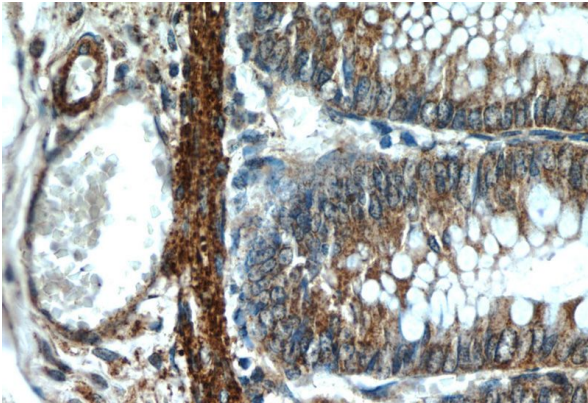
IP Result of anti-RANKL (IP:Catalog No:114544, 4ug; Detection:Catalog No:114544 1:300) with COLO 320 cells lysate 2000ug.



Immunohistochemistry of paraffin-embedded human colon tissue slide using Catalog No:114544(RANKL Antibody) at dilution of 1:50 (under 10x lens)

RANKL antibody

Catalog Number: 114544



Immunohistochemistry of paraffin-embedded human colon tissue slide using Catalog No:114544(RANKL Antibody) at dilution of 1:50 (under 40x lens)