

RANGRF antibody

Catalog Number: 114543

Product name

RANGRF antibody

IHC: 1:20-1:200

IF: 1:10-1:100

Specificity

Human, Mouse; other species not tested.

Antibody description

RANGRF Rabbit Polyclonal antibody. Positive WB detected in SGC-7901 cells, HepG2 cells, mouse lung tissue, mouse testis tissue. Positive IHC detected in human colon cancer tissue. Positive IF detected in HepG2 cells. Observed molecular weight by Western-blot: 18-22kd

Preparation

This antibody was obtained by immunization of RANGRF recombinant protein (Accession Number: NM_001177802). Purification method: Antigen affinity purified.

Formulation

PBS with 0.1% sodium azide and 50% glycerol pH 7.3.

Storage

Store at -20°C. DO NOT ALIQUOT

Clonality

Polyclonal

Ig Type

Rabbit IgG

Applications


ELISA, WB, IHC, IF

Dilutions

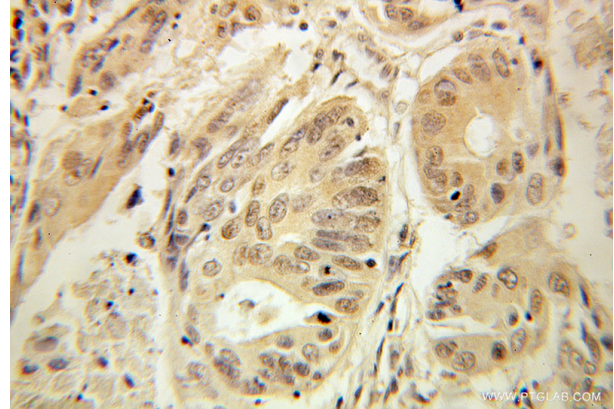
Recommended Dilution:

WB: 1:200-1:2000

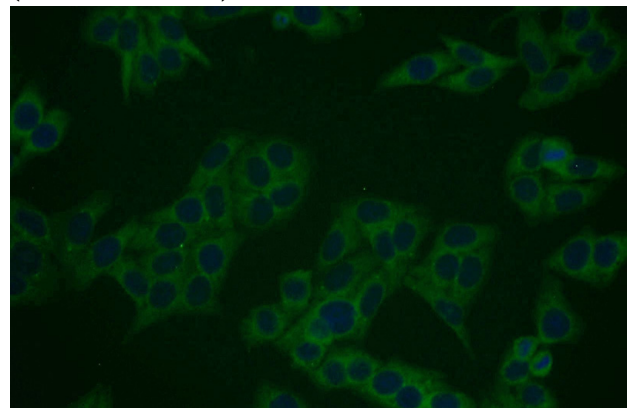
Validations



SGC-7901 cells were subjected to SDS PAGE followed by western blot with Catalog No:114543(RANGRF antibody) at dilution of 1:1000



Immunohistochemical of paraffin-embedded human colon cancer using Catalog No:114543(RANGRF antibody) at dilution of 1:100 (under 10x lens)



RANGRF antibody



Catalog Number: 114543

Immunofluorescent analysis of HepG2 cells using Catalog No:114543(RANGRF Antibody) at dilution of 1:25 and Alexa Fluor 488-conjugated AffiniPure Goat Anti-Rabbit IgG(H+L)