

Product name

RARB antibody

Specificity

human, mouse, rat; other species not tested.

Antibody description

RARB Rabbit Polyclonal antibody. Positive IF detected in HepG2. Positive IHC detected in human liver cancer.

Preparation

This antibody was obtained by immunization of RARB recombinant protein (Accession Number: NM_000965). Purification method: Antigen affinity purified.

Formulation

PBS with 0.02% sodium azide and 50% glycerol pH 7.3.

Storage

Store at -20°C. DO NOT ALIQUOT

Clonality

Polyclonal

Ig Type

Rabbit IgG

Applications

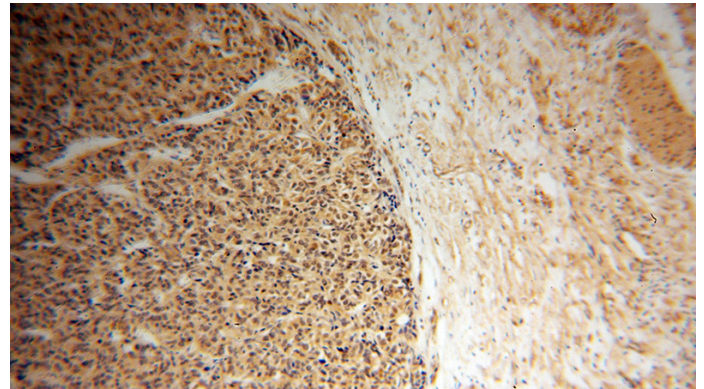
ELISA, IHC, IF

Dilutions

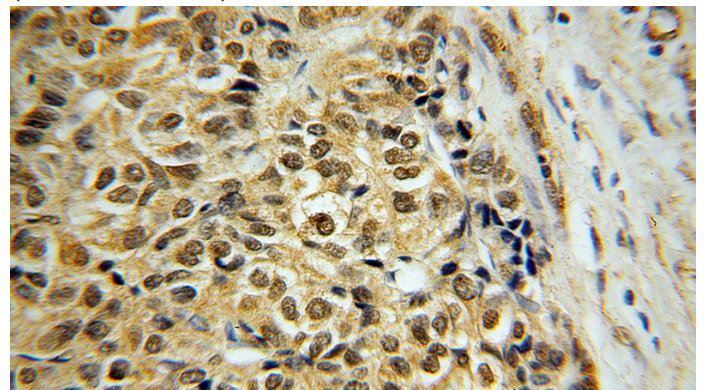
Recommended Dilution:

IHC: 1:20-1:200

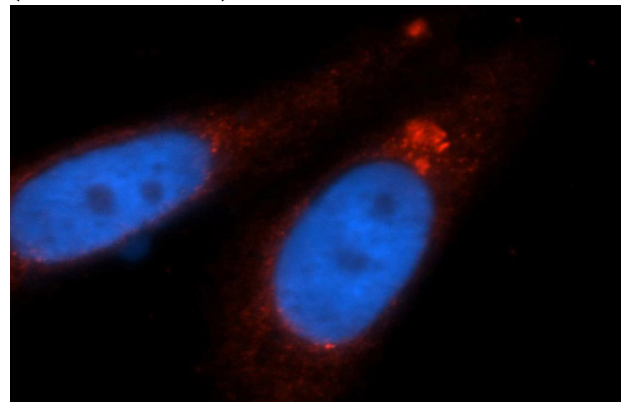
IF: 1:20-1:200

Validations

Immunohistochemical of paraffin-embedded human liver cancer using Catalog No:114468(RARB antibody) at dilution of 1:50 (under 10x lens)



Immunohistochemical of paraffin-embedded human liver cancer using Catalog No:114468(RARB antibody) at dilution of 1:50 (under 40x lens)



Immunofluorescent analysis of HepG2 cells, using RARB antibody Catalog No:114468 at 1:50 dilution and Rhodamine-labeled goat anti-rabbit IgG (red). Blue pseudocolor = DAPI (fluorescent)

RARB antibody



Catalog Number: 114468

DNA dye).