

# RAB7B antibody

Catalog Number: 114459

## Product name

RAB7B antibody

## Specificity

Human; other species not tested.

## Antibody description

RAB7B Rabbit Polyclonal antibody. Positive WB detected in human heart tissue, HeLa cells. Positive IHC detected in human small intestine tissue. Observed molecular weight by Western-blot: 26 kDa

## Preparation

This antibody was obtained by immunization of RAB7B recombinant protein (Accession Number: NM\_001164522). Purification method: Antigen affinity purified.

## Formulation

PBS with 0.02% sodium azide and 50% glycerol pH 7.3.

## Storage

Store at -20°C. DO NOT ALIQUOT

## Clonality

Polyclonal

## Ig Type

Rabbit IgG

## Applications

ELISA, WB, IHC


## Dilutions

Recommended Dilution:

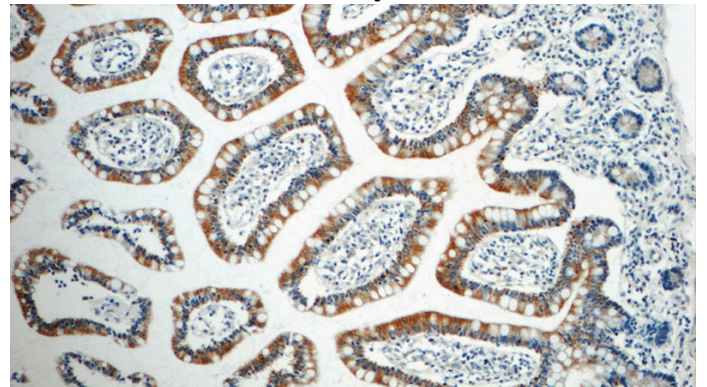
WB: 1:200-1:1000

IHC: 1:20-1:200

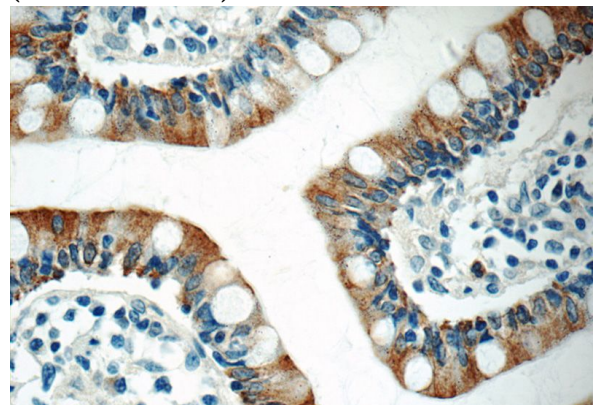
## Validations



human heart tissue were subjected to SDS PAGE followed by western blot with Catalog No:114459(RAB7B antibody) at dilution of 1:200



Immunohistochemistry of paraffin-embedded human small intestine tissue slide using Catalog No:114459(RAB7B Antibody) at dilution of 1:50 (under 10x lens)



Immunohistochemistry of paraffin-embedded human small intestine tissue slide using Catalog No:114459(RAB7B Antibody) at dilution of 1:50

# RAB7B antibody



Catalog Number: 114459

---

(under 40x lens)