

# RAB3GAP2 antibody



Catalog Number: 114446

## Product name

RAB3GAP2 antibody

IHC: 1:20-1:200

## Specificity

Human, Mouse, Rat; other species not tested.

## Antibody description

RAB3GAP2 Rabbit Polyclonal antibody. Positive WB detected in mouse brain tissue. Positive IHC detected in human brain tissue, human cerebellum tissue. Observed molecular weight by Western-blot: 110 / 130 / 150 kDa

## Preparation

This antibody was obtained by immunization of RAB3GAP2 recombinant protein (Accession Number: NM\_012414). Purification method: Antigen affinity purified.

## Formulation

PBS with 0.1% sodium azide and 50% glycerol pH 7.3.

## Storage

Store at -20°C. DO NOT ALIQUOT

## Clonality

Polyclonal

## Ig Type

Rabbit IgG

## Applications

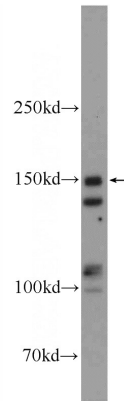
ELISA, WB, IHC

## Dilutions

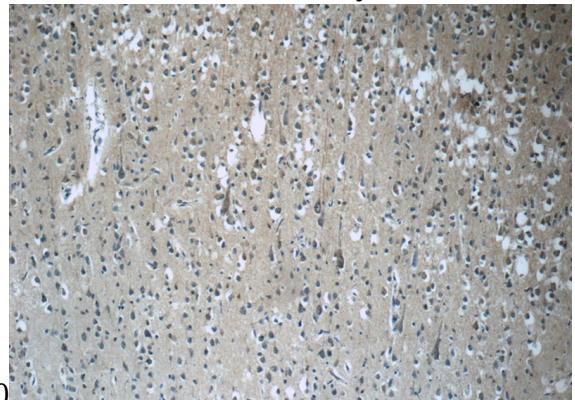
Recommended Dilution:

WB: 1:200-1:2000

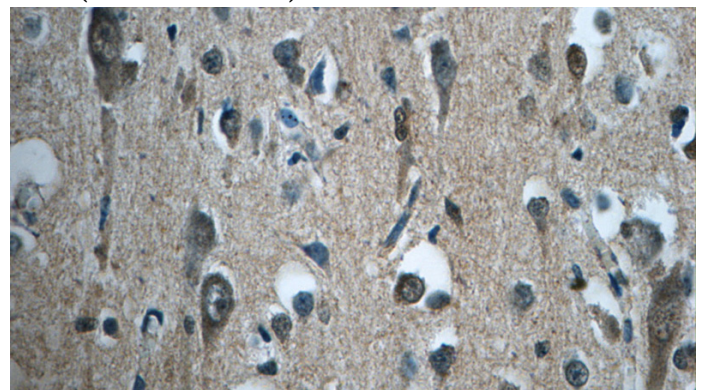
## Validations



mouse brain tissue were subjected to SDS PAGE followed by western blot with Catalog No:114446(RAB3GAP2 Antibody) at dilution of



Immunohistochemistry of paraffin-embedded human brain tissue slide using Catalog No:114446(RAB3GAP2 Antibody) at dilution of 1:50 (under 10x lens)



Immunohistochemistry of paraffin-embedded human brain tissue slide using Catalog No:114446(RAB3GAP2 Antibody) at dilution of

# RAB3GAP2 antibody



Catalog Number: 114446

---

1:50 (under 40x lens)