

PSMD3 antibody



Catalog Number: 114399

Product name

PSMD3 antibody

Recommended Dilution:

WB: 1:200-1:2000

Specificity

Human, Mouse, Rat; other species not tested.


IP: 1:200-1:2000

IHC: 1:20-1:200

Antibody description

PSMD3 Rabbit Polyclonal antibody. Positive IHC detected in human colon cancer tissue, human small intestine tissue. Positive IP detected in mouse kidney tissue. Positive WB detected in mouse brain tissue, A549 cells, HEK-293 cells, human brain tissue, human kidney tissue, mouse kidney tissue. Observed molecular weight by Western-blot: 61 kDa

Validations



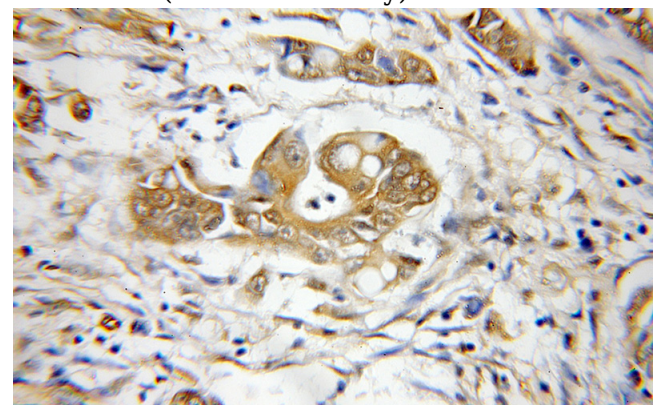
Preparation

This antibody was obtained by immunization of PSMD3 recombinant protein (Accession Number: NM_002809). Purification method: Antigen affinity purified.

mouse brain tissue were subjected to SDS PAGE followed by western blot with Catalog No:114399(PSMD3 antibody) at dilution of 1:500

Formulation

PBS with 0.1% sodium azide and 50% glycerol pH 7.3.



Storage

Store at -20°C. DO NOT ALIQUOT

Clonality

Polyclonal

Ig Type

Rabbit IgG

Applications

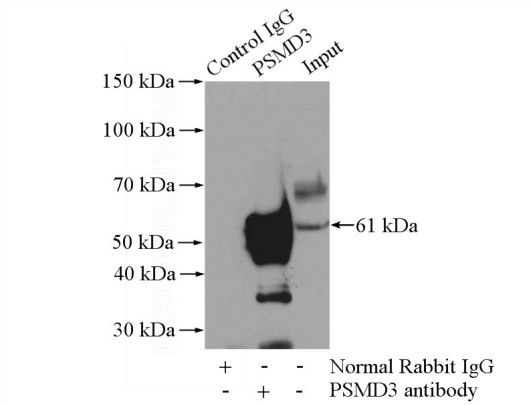
ELISA, WB, IHC, IP

Immunohistochemical of paraffin-embedded human colon cancer using Catalog No:114399(PSMD3 antibody) at dilution of 1:50 (under 10x lens)

Dilutions

PSMD3 antibody

Catalog Number: 114399



IP Result of anti-PSMD3 (IP:Catalog No:114399, 4ug; Detection:Catalog No:114399 1:500) with mouse kidney tissue lysate 4000ug.