

PSMA7 antibody

Catalog Number: 114377

Product name

PSMA7 antibody

Immunogen

[Human PSMA7 Recombinant protein \(GST tag\)](#)

Specificity

Human, Mouse, Rat; other species not tested.

Antibody description

PSMA7 Rabbit Polyclonal antibody. Positive IP detected in mouse brain tissue. Positive WB detected in HeLa cells, A431 cells, A549 cells, HepG2 cells, MCF7 cells, mouse brain tissue, Raji cells. Positive FC detected in HepG2 cells. Positive IF detected in HeLa cells. Positive IHC detected in human liver cancer tissue. Observed molecular weight by Western-blot: 28-30 kDa

Preparation

This antibody was obtained by immunization of PSMA7 recombinant protein (Accession Number: NM_002792). Purification method: Antigen affinity purified.

Formulation

PBS with 0.02% sodium azide and 50% glycerol pH 7.3.

Storage

Store at -20°C. DO NOT ALIQUOT

Clonality

Polyclonal

Ig Type

Rabbit IgG

Applications

ELISA, WB, IHC, FC, IP, IF

Dilutions

Recommended Dilution:

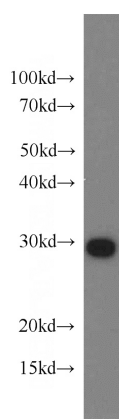
WB: 1:500-1:5000

IP: 1:200-1:2000

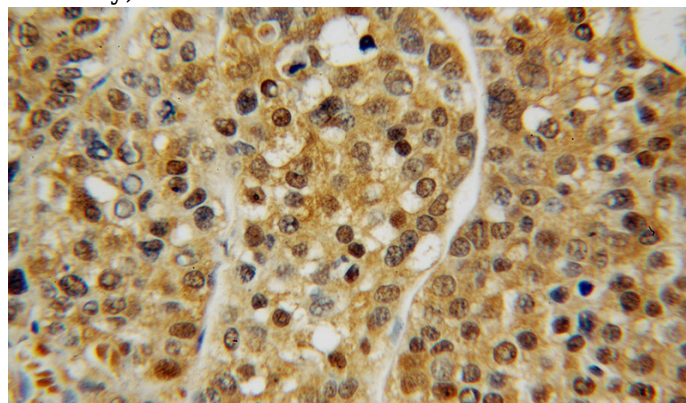
IHC: 1:20-1:200

IF: 1:20-1:200

Validations



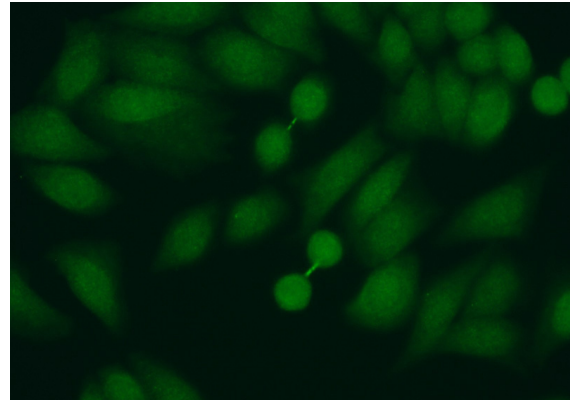
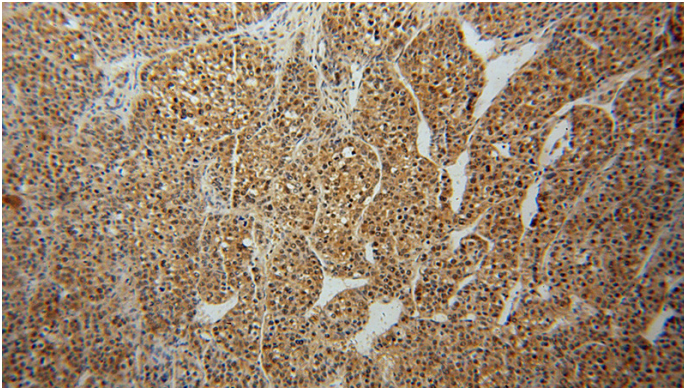
HeLa cells were subjected to SDS PAGE followed by western blot with Catalog No:114377(PSMA7 antibody) at dilution of 1:1000



Immunohistochemical of paraffin-embedded human liver cancer using Catalog No:114377(PSMA7 antibody) at dilution of 1:50 (under 40x lens)

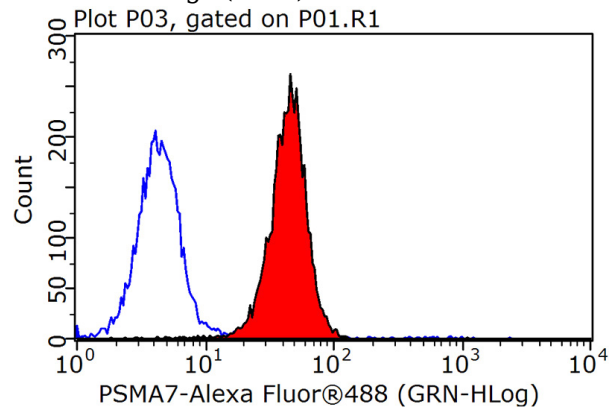
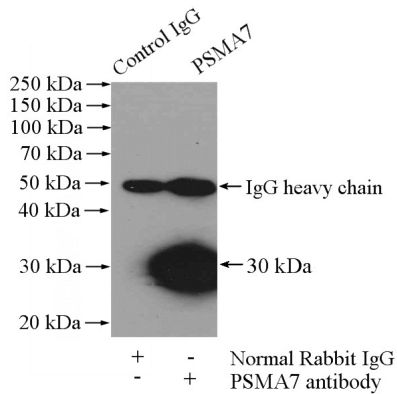
PSMA7 antibody

Catalog Number: 114377



Immunohistochemical of paraffin-embedded human liver cancer using Catalog No:114377(PSMA7 antibody) at dilution of 1:50 (under 10x lens)

Immunofluorescent analysis of (10% Formaldehyde) fixed HeLa cells using Catalog No:114377(PSMA7 Antibody) at dilution of 1:50 and Alexa Fluor 488-conjugated AffiniPure Goat Anti-Rabbit IgG(H+L)



IP Result of anti-PSMA7 (IP:Catalog No:114377, 4ug; Detection:Catalog No:114377 1:500) with mouse brain tissue lysate 4000ug.

1X10⁶ HepG2 cells were stained with 0.2ug PSMA7 antibody (Catalog No:114377, red) and control antibody (blue). Fixed with 90% MeOH blocked with 3% BSA (30 min). Alexa Fluor 488-conjugated AffiniPure Goat Anti-Rabbit IgG(H+L) with dilution 1:1500.