

# PYK2 antibody

Catalog Number: 114364

## Product name

PYK2 antibody

## Immunogen

[Human PTK2B Recombinant protein \(His tag\)](#)

## Specificity

Human, Mouse, Rat; other species not tested.

## Antibody description

PYK2 Rabbit Polyclonal antibody. Positive IHC detected in human kidney tissue, human brain tissue. Positive WB detected in Jurkat cells, rat brain tissue. Positive IP detected in mouse brain tissue. Observed molecular weight by Western-blot: 112 kDa

## Preparation

This antibody was obtained by immunization of PYK2 recombinant protein (Accession Number: XM\_047421541). Purification method: Antigen affinity purified.

## Formulation

PBS with 0.02% sodium azide and 50% glycerol pH 7.3.

## Storage

Store at -20°C. DO NOT ALIQUOT

## Clonality

Polyclonal

## Ig Type

Rabbit IgG

## Applications

ELISA, WB, IHC, IP

## Dilutions

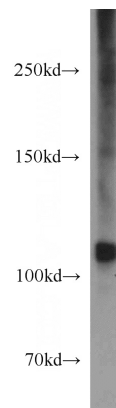
Recommended Dilution:

WB: 1:500-1:5000

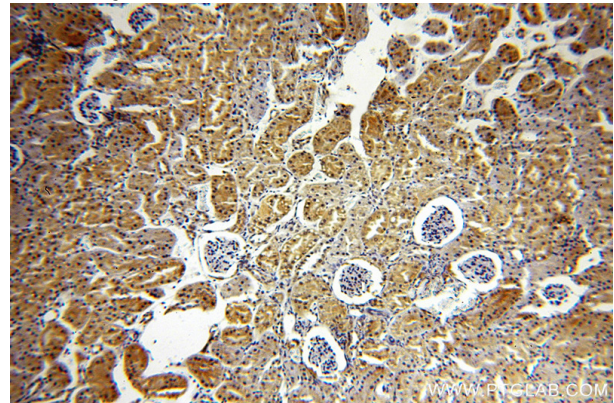
IP: 1:200-1:2000

IHC: 1:20-1:200

## Validations



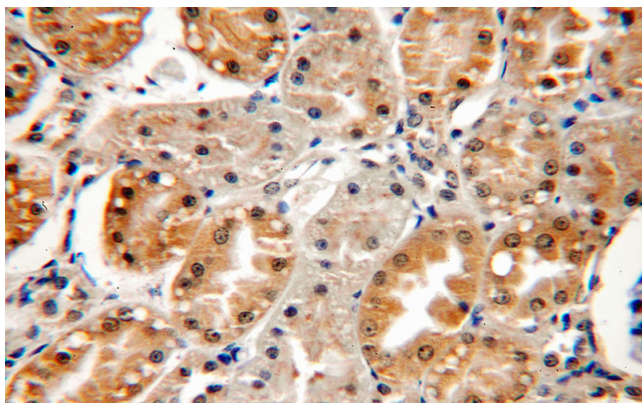
Jurkat cells were subjected to SDS PAGE followed by western blot with Catalog No:114364(PYK2B antibody) at dilution of 1:1500



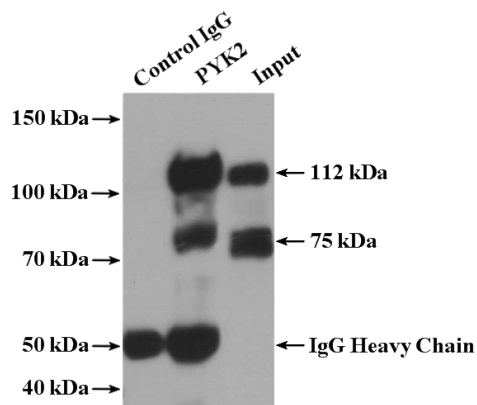
Immunohistochemical of paraffin-embedded human kidney using Catalog No:114364(PYK2B antibody) at dilution of 1:100 (under 10x lens)

# PYK2 antibody

Catalog Number: 114364



Immunohistochemical of paraffin-embedded human kidney using Catalog No:114364(PTK2B antibody) at dilution of 1:100 (under 40x lens)



IP Result of anti-PTK2B (IP:Catalog No:114364, 4ug; Detection:Catalog No:114364 1:500) with mouse brain tissue lysate 2640ug.