

# PVRL3, Nectin 3 antibody

Catalog Number: 114345

## Product name

PVRL3, Nectin 3 antibody

IP: 1:200-1:2000

IHC: 1:20-1:200

## Specificity

Human, Mouse, Rat; other species not tested.

## Antibody description

PVRL3, Nectin 3 Rabbit Polyclonal antibody. Positive WB detected in mouse testis tissue. Positive IP detected in mouse testis tissue. Positive IHC detected in human prostate cancer tissue. Observed molecular weight by Western-blot: 60-70 kDa

## Preparation

This antibody was obtained by immunization of PVRL3, Nectin 3 recombinant protein (Accession Number: BC017572). Purification method: Antigen affinity purified.

## Formulation

PBS with 0.1% sodium azide and 50% glycerol pH 7.3.

## Storage

Store at -20°C. DO NOT ALIQUOT

## Clonality

Polyclonal

## Ig Type

Rabbit IgG

## Applications


ELISA, WB, IHC, IP

## Dilutions

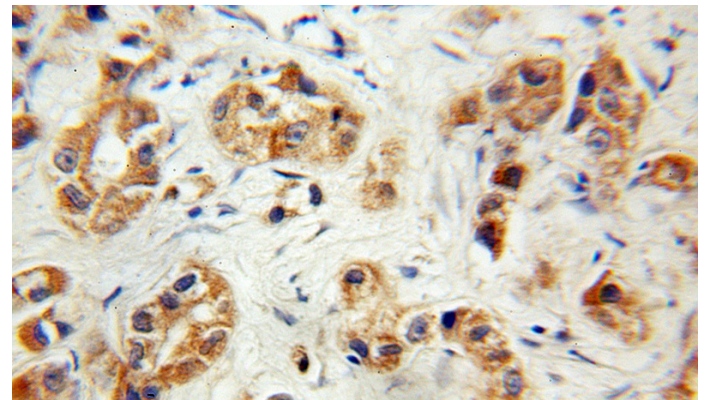
Recommended Dilution:

WB: 1:500-1:5000

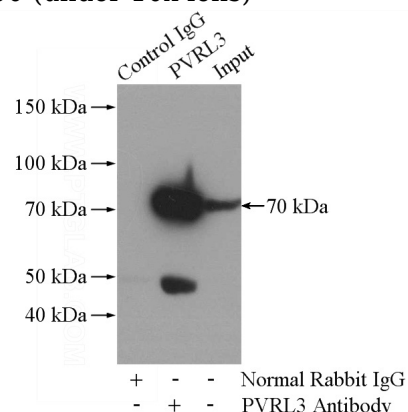
## Validations



mouse testis tissue were subjected to SDS PAGE followed by western blot with Catalog No:114345(PVRL3, Nectin 3 antibody) at dilution of 1:400



Immunohistochemical of paraffin-embedded human prostate cancer using Catalog No:114345(PVRL3, Nectin 3 antibody) at dilution of 1:100 (under 10x lens)



# PVRL3, Nectin 3 antibody



Catalog Number: 114345

---

IP Result of anti-PVRL3, Nectin 3 (IP:Catalog

No:114345, 4ug; Detection:Catalog No:114345  
1:600) with mouse testis tissue lysate 4000ug.