

PTPRCAP / CD45AP antibody



Catalog Number: 114326

Product name

PTPRCAP / CD45AP antibody

Specificity

Human; other species not tested.

Antibody description

PTPRCAP / CD45AP Rabbit Polyclonal antibody.
Positive IHC detected in human lymphoma tissue, human tonsillitis tissue. Positive WB detected in Jurkat cells, human spleen tissue. Observed molecular weight by Western-blot: 28-30kd

Preparation

This antibody was obtained by immunization of Peptide (Accession Number: NM_005608).
Purification method: Antigen affinity purified.

Formulation

PBS with 0.1% sodium azide and 50% glycerol pH 7.3.

Storage

Store at -20°C. DO NOT ALIQUOT

Clonality

Polyclonal

Ig Type

Rabbit IgG

Applications

ELISA, WB, IHC

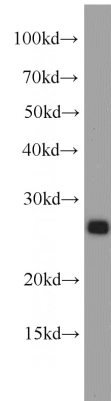
Dilutions

Recommended Dilution:

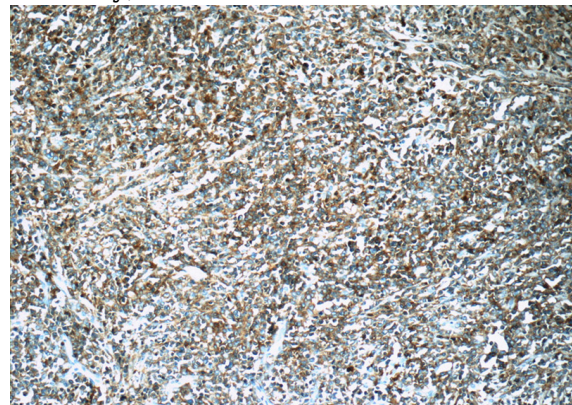
WB: 1:200-1:1000

IHC: 1:20-1:200

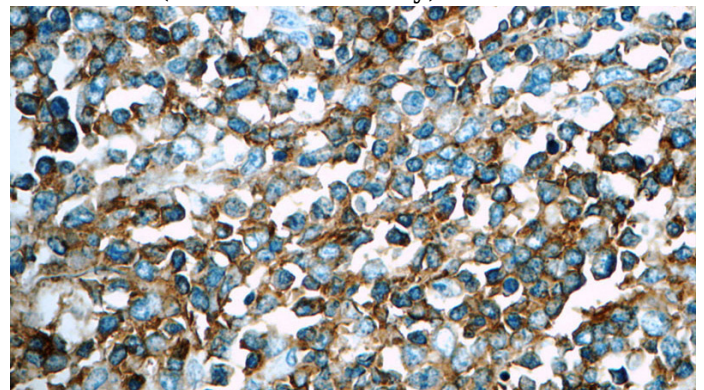
Validations



Jurkat cells were subjected to SDS PAGE followed by western blot with Catalog No:114326(PTPRCAP antibody) at dilution of 1:200



Immunohistochemistry of paraffin-embedded human lymphoma tissue slide using Catalog No:114326(PTPRCAP Antibody) at dilution of 1:50



Immunohistochemistry of paraffin-embedded human lymphoma tissue slide using Catalog No:114326(PTPRCAP Antibody) at dilution of 1:50