

# PTPN5 antibody



Catalog Number: 114322

## Product name

PTPN5 antibody

Recommended Dilution:

WB: 1:200-1:1000

## Immunogen

IHC: 1:50-1:500

[Human PTPN5 Recombinant protein \(GST tag\)](#)


## Validations

## Specificity

Human, Mouse, Rat; other species not tested.

## Antibody description

PTPN5 Rabbit Polyclonal antibody. Positive IHC detected in mouse spleen tissue. Positive WB detected in HL-60 cells, Y79 cells. Observed molecular weight by Western-blot: 46k-50 kDa, 61-66 kDa



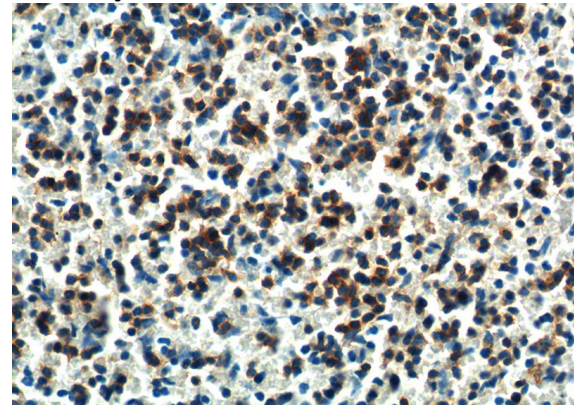
## Preparation

This antibody was obtained by immunization of PTPN5 recombinant protein (Accession Number: NM\_032781). Purification method: Antigen affinity purified.

HL-60 cells were subjected to SDS PAGE followed by western blot with Catalog No:114322(PTPN5 antibody) at dilution of 1:100

## Formulation

PBS with 0.02% sodium azide and 50% glycerol pH 7.3.



## Storage

Store at -20°C. DO NOT ALIQUOT

Immunohistochemistry of paraffin-embedded mouse spleen tissue slide using Catalog No:114322(PTPN5 Antibody) at dilution of 1:200 (under 40x lens).

## Clonality

Polyclonal

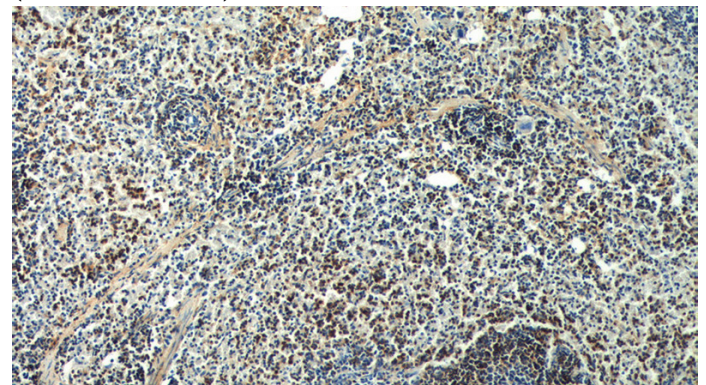
## Ig Type

Rabbit IgG

## Applications

ELISA, WB, IHC

## Dilutions



# PTPN5 antibody



Catalog Number: 114322

---

Immunohistochemistry of paraffin-embedded mouse spleen tissue slide using Catalog

No:114322(PTPN5 Antibody) at dilution of 1:200 (under 10x lens).