

PTPN22 antibody

Catalog Number: 114319

Product name

PTPN22 antibody

IP: 1:200-1:1000

IHC: 1:20-1:200

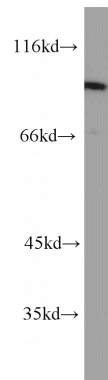
Specificity

Human, Mouse, Rat; other species not tested.

Validations

Antibody description

PTPN22 Rabbit Polyclonal antibody. Positive WB detected in Jurkat cells. Positive IP detected in Jurkat cells. Positive IHC detected in human lymphoma tissue. Observed molecular weight by Western-blot: 79-95 kDa



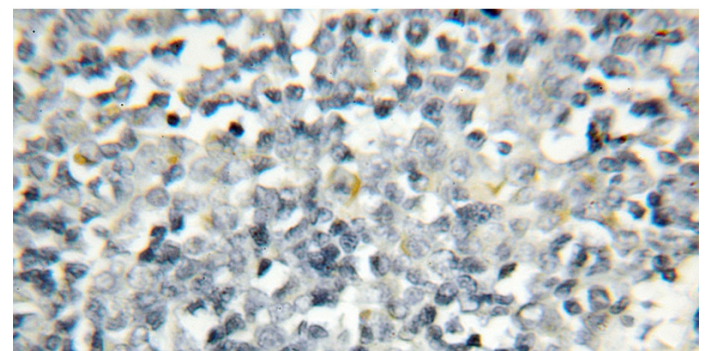
Preparation

This antibody was obtained by immunization of PTPN22 recombinant protein (Accession Number: BC017785). Purification method: Antigen affinity purified.

Jurkat cells were subjected to SDS PAGE followed by western blot with Catalog No:114319(PTPN22 antibody) at dilution of 1:600

Formulation

PBS with 0.1% sodium azide and 50% glycerol pH 7.3.



Storage

Store at -20°C. DO NOT ALIQUOT

Clonality

Polyclonal

Immunohistochemical of paraffin-embedded human lymphoma using Catalog No:114319(PTPN22 antibody) at dilution of 1:50 (under 10x lens)

Ig Type

Rabbit IgG

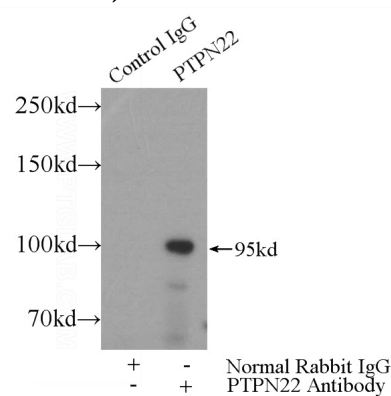
Applications

ELISA, WB, IHC, IP

Dilutions

Recommended Dilution:

WB: 1:200-1:2000



IP Result of anti-PTPN22 (IP:Catalog No:114319,

PTPN22 antibody



Catalog Number: 114319

4ug; Detection:Catalog No:114319 1:300) with Jurkat cells lysate 3080ug.