

PTPN11 antibody

Catalog Number: 114315

Product name

PTPN11 antibody

Specificity

Human; other species not tested.

Antibody description

PTPN11 Rabbit Polyclonal antibody. Positive WB detected in HEK-293 cells, MCF-7 cells, U-937 cells. Positive IHC detected in human skeletal muscle tissue. Observed molecular weight by Western-blot: 68 kda

Preparation

This antibody was obtained by immunization of PTPN11 recombinant protein (Accession Number: NM_080601). Purification method: Antigen affinity purified.

Formulation

PBS with 0.1% sodium azide and 50% glycerol pH 7.3.

Storage

Store at -20°C. DO NOT ALIQUOT

Clonality

Polyclonal

Ig Type

Rabbit IgG

Applications

ELISA, WB, IHC


Dilutions

Recommended Dilution:

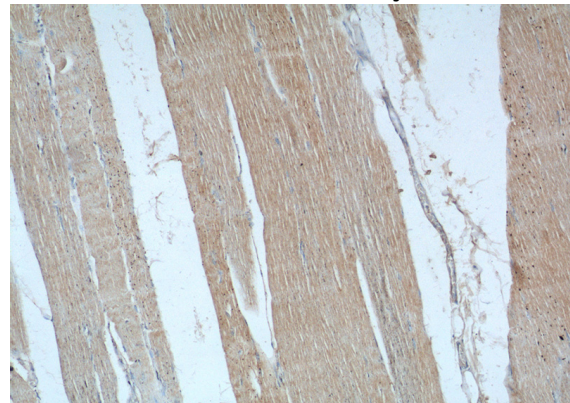
WB: 1:200-1:2000

IHC: 1:20-1:200

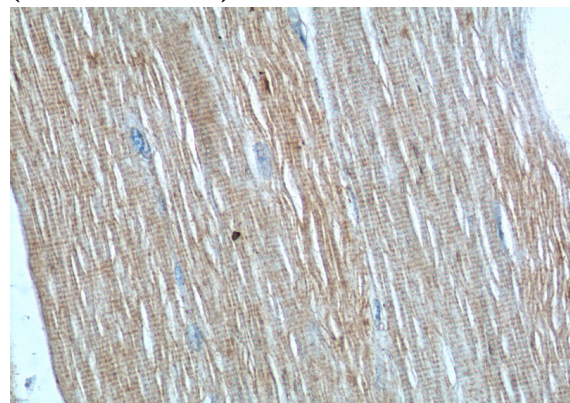
Validations



HEK-293 cells were subjected to SDS PAGE followed by western blot with Catalog No:114315(PTPN11 Antibody) at dilution of 1:600



Immunohistochemistry of paraffin-embedded human skeletal muscle tissue slide using Catalog No:114315(PTPN11 Antibody) at dilution of 1:50 (under 10x lens)



Immunohistochemistry of paraffin-embedded human skeletal muscle tissue slide using Catalog

PTPN11 antibody



Catalog Number: 114315

No:114315(PTPN11 Antibody) at dilution of 1:50 (under 40x lens)