

PSD95-Specific,DLG4 antibody



Catalog Number: 114297

Product name

PSD95-Specific,DLG4 antibody

IP: 1:200-1:1000

IHC: 1:10-1:100

Specificity

Human,Mouse,Rat; other species not tested.

Antibody description

PSD95-Specific,DLG4 Rabbit Polyclonal antibody. Positive IHC detected in rat brain tissue, mouse brain tissue. Positive WB detected in mouse brain tissue, rat brain tissue. Positive IP detected in mouse brain tissue. Observed molecular weight by Western-blot: 90-95 kDa

Preparation

This antibody was obtained by immunization of Peptide (Accession Number: NM_001365). Purification method: Antigen affinity purified.

Formulation

PBS with 0.1% sodium azide and 50% glycerol pH 7.3.

Storage

Store at -20°C. DO NOT ALIQUOT

Clonality

Polyclonal

Ig Type

Rabbit IgG

Applications

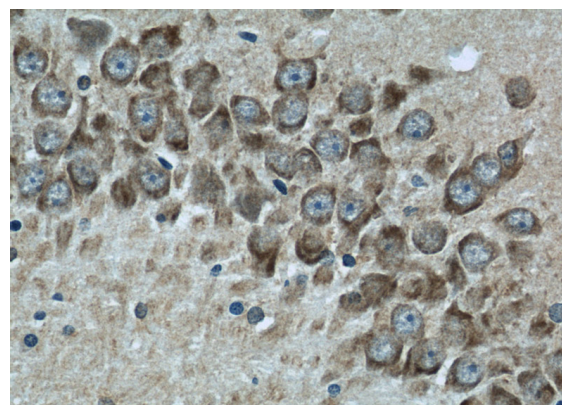
ELISA, IHC, WB, IP

Dilutions


Recommended Dilution:

WB: 1:200-1:1000

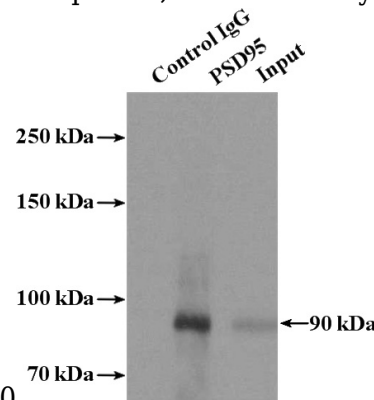
Validations



Immunohistochemistry of paraffin-embedded rat brain slide using Catalog No:114297(PSD95-Specific,DLG4 Antibody) at dilution of 1:25



mouse brain tissue were subjected to SDS PAGE followed by western blot with Catalog No:114297(PSD95-Specific,DLG4 Antibody) at



IP Result of anti-PSD95-Specific,DLG4 (IP:Catalog

PSD95-Specific,DLG4 antibody



Catalog Number: 114297

No:114297, 4ug; Detection:Catalog No:114297

1:300) with mouse brain tissue lysate 4000ug.