

PSD95-Specific,DLG4 antibody



Catalog Number: 114297

Product name

PSD95-Specific,DLG4 antibody

IP: 1:200-1:1000

IHC: 1:10-1:100

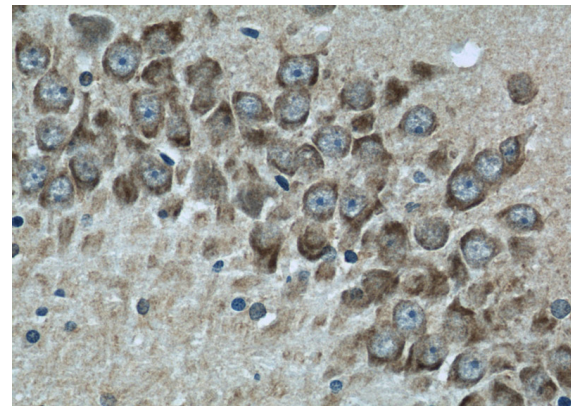
Specificity

Human,Mouse,Rat; other species not tested.

Validations

Antibody description

PSD95-Specific,DLG4 Rabbit Polyclonal antibody. Positive IHC detected in rat brain tissue, mouse brain tissue. Positive WB detected in mouse brain tissue, rat brain tissue. Positive IP detected in mouse brain tissue. Observed molecular weight by Western-blot: 90-95 kDa




Preparation

This antibody was obtained by immunization of Peptide (Accession Number: NM_001365). Purification method: Antigen affinity purified.

Immunohistochemistry of paraffin-embedded rat brain slide using Catalog No:114297(PSD95-Specific,DLG4 Antibody) at dilution of 1:25

Formulation

PBS with 0.1% sodium azide and 50% glycerol pH 7.3.



Storage

Store at -20°C. DO NOT ALIQUOT

mouse brain tissue were subjected to SDS PAGE followed by western blot with Catalog No:114297(PSD95-Specific,DLG4 Antibody) at

Clonality

Polyclonal

Ig Type

Rabbit IgG

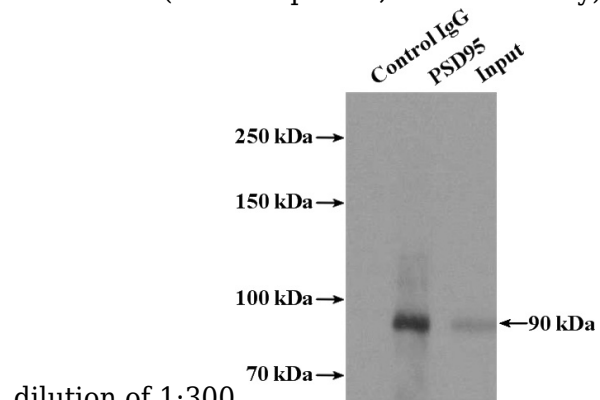
Applications

ELISA, IHC, WB, IP

Dilutions

Recommended Dilution:

WB: 1:200-1:1000



dilution of 1:300

IP Result of anti-PSD95-Specific,DLG4 (IP:Catalog

PSD95-Specific,DLG4 antibody



Catalog Number: 114297

No:114297, 4ug; Detection:Catalog No:114297

1:300) with mouse brain tissue lysate 4000ug.