

PRRT1 antibody

Catalog Number: 114278

Product name

PRRT1 antibody

Specificity

Human, Mouse, Rat; other species not tested.

Antibody description

PRRT1 Rabbit Polyclonal antibody. Positive IF detected in transfected cells. Positive WB detected in mouse brain tissue, mouse hippocampal tissue. Observed molecular weight by Western-blot: 35-40 kDa

Preparation

This antibody was obtained by immunization of PRRT1 recombinant protein (Accession Number: NM_001363780). Purification method: Antigen affinity purified.

Formulation

PBS with 0.1% sodium azide and 50% glycerol pH 7.3.

Storage

Store at -20°C. DO NOT ALIQUOT

Clonality

Polyclonal

Ig Type

Rabbit IgG

Applications

ELISA, WB, IF

Dilutions

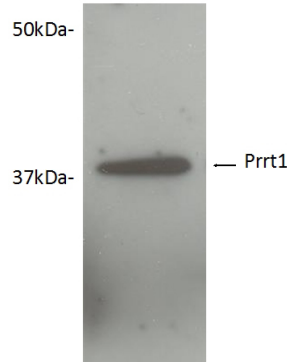
Recommended Dilution:

WB: 1:200-1:2000

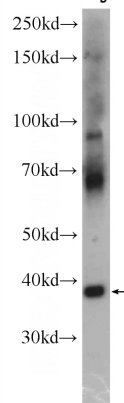
IF: N/A

Validations

WT mouse hippocampal lysate

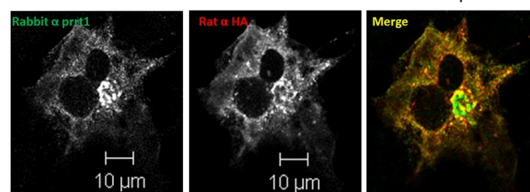


WB result of PRRT1 antibody (Catalog No:114278) with mouse hippocampal tissue lysate. (Image courtesy of Dr. I. Kaur and Dr. E. Diaz, UC Davis)



mouse brain tissue were subjected to SDS PAGE followed by western blot with Catalog No:114278 (PRRT1 antibody) at dilution of 1:500

COS cells transfected with recombinant HA-prrt1



COS cells were transfected with recombinant HA-prrt1, permeabilized, and then immuno-stained with primary antibodies: Rabbit α prrt1 (ProteinTech), and Rat α HA (Roche). Cells were then immuno-stained with fluorescent secondary antibodies: AlexaFluor488 Goat α Rabbit (Molecular Probes), and Cy3 Donkey α Rat (Jackson ImmunoResearch)

IF result of anti-PRRT1 (Catalog No:114278) with COS cell transfected with recombinant HA-PRRT1.