

PTGER3 antibody



Catalog Number: 114268

Product name

PTGER3 antibody

Specificity

Human, Mouse; other species not tested.

Antibody description

PTGER3 Rabbit Polyclonal antibody. Positive WB detected in mouse brain tissue, mouse cerebellum tissue. Positive IHC detected in human brain tissue. Observed molecular weight by Western-blot: 48 kDa

Preparation

This antibody was obtained by immunization of PTGER3 recombinant protein (Accession Number: NM_198716). Purification method: Antigen affinity purified.

Formulation

PBS with 0.1% sodium azide and 50% glycerol pH 7.3.

Storage

Store at -20°C. DO NOT ALIQUOT

Clonality

Polyclonal

Ig Type

Rabbit IgG

Applications

ELISA, IHC, WB


Dilutions

Recommended Dilution:

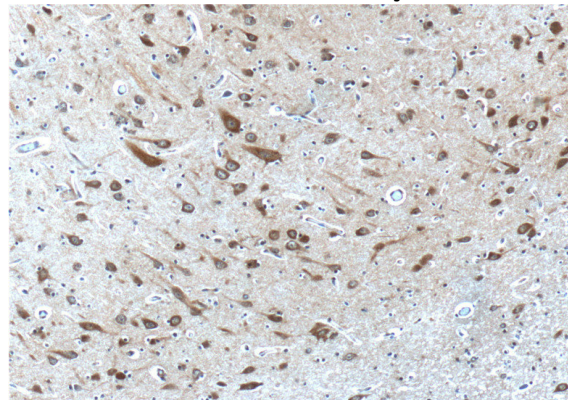
WB: 1:200-1:2000

IHC: 1:20-1:200

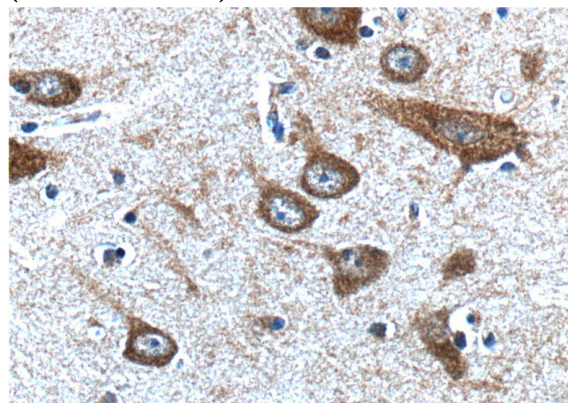
Validations



mouse brain tissue were subjected to SDS PAGE followed by western blot with Catalog No:114268(PTGER3 Antibody) at dilution of 1:600



Immunohistochemistry of paraffin-embedded human brain tissue slide using Catalog No:114268(PTGER3 Antibody) at dilution of 1:200 (under 10x lens)



Immunohistochemistry of paraffin-embedded human brain tissue slide using Catalog

PTGER3 antibody



Catalog Number: 114268

No:114268(PTGER3 Antibody) at dilution of 1:200 (under 40x lens)