

PRKD2 antibody



Catalog Number: 114201

Product name

PRKD2 antibody

IP: 1:200-1:2000

IHC: 1:20-1:200

Specificity

Human, Mouse, Rat; other species not tested.

Antibody description

PRKD2 Rabbit Polyclonal antibody. Positive IHC detected in human colon cancer tissue. Positive WB detected in human brain tissue, HeLa cells, human kidney tissue. Positive IP detected in HeLa cells. Observed molecular weight by Western-blot: 97 kDa

Preparation

This antibody was obtained by immunization of PRKD2 recombinant protein (Accession Number: BC025307). Purification method: Antigen affinity purified.

Formulation

PBS with 0.1% sodium azide and 50% glycerol pH 7.3.

Storage

Store at -20°C. DO NOT ALIQUOT

Clonality

Polyclonal

Ig Type

Rabbit IgG

Applications

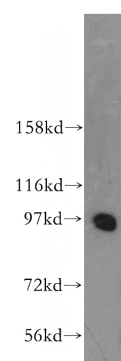
ELISA, WB, IHC, IP

Dilutions

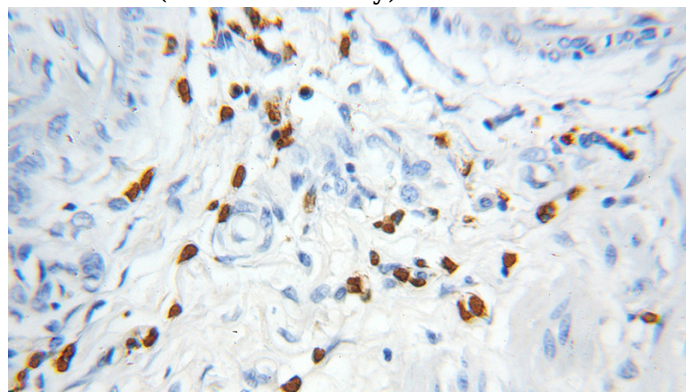
Recommended Dilution:

WB: 1:500-1:5000

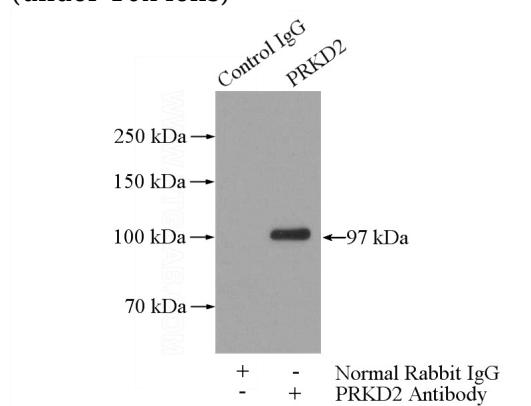
Validations



human brain tissue were subjected to SDS PAGE followed by western blot with Catalog No:114201 (PRKD2 antibody) at dilution of 1:500



Immunohistochemical of paraffin-embedded human colon cancer using Catalog No:114201 (PRKD2 antibody) at dilution of 1:100 (under 10x lens)



IP Result of anti-PRKD2 (IP:Catalog No:114201,

PRKD2 antibody



Catalog Number: 114201

4ug; Detection:Catalog No:114201 1:500) with HeLa cells lysate 1200ug.