

# Prealbumin/transthyretin antibody



Catalog Number: 114179

## Product name

Prealbumin/transthyretin antibody

WB: 1:500-1:5000

IHC: 1:20-1:200

## Specificity

Human; other species not tested.

## Antibody description

Prealbumin/transthyretin Rabbit Polyclonal antibody. Positive IHC detected in human liver cancer tissue, human gliomas tissue. Positive WB detected in human blood tissue, HEK-293 cells, human brain tissue, human heart tissue, human liver tissue, human spleen tissue. Observed molecular weight by Western-blot: 16kd

## Preparation

This antibody was obtained by immunization of Prealbumin/transthyretin recombinant protein (Accession Number: NM\_000371). Purification method: Antigen affinity purified.

## Formulation

PBS with 0.1% sodium azide and 50% glycerol pH 7.3.

## Storage

Store at -20°C. DO NOT ALIQUOT

## Clonality

Polyclonal

## Ig Type

Rabbit IgG


## Applications

ELISA, WB, IHC

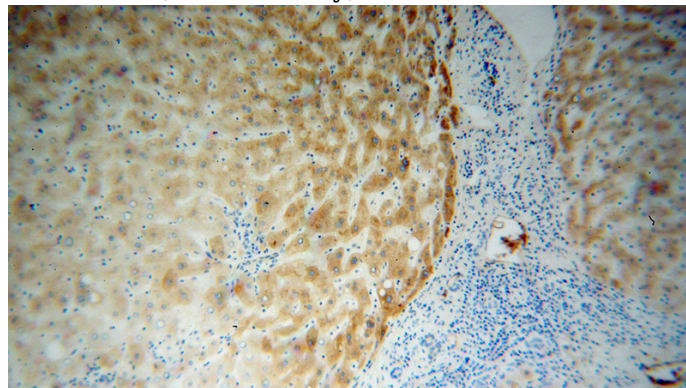
## Dilutions

Recommended Dilution:

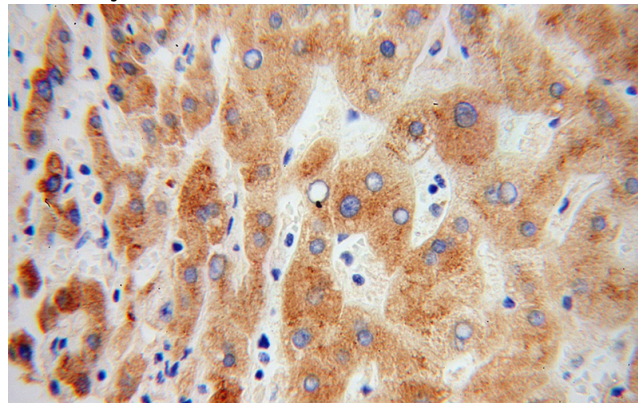
## Validations



human blood tissue were subjected to SDS PAGE followed by western blot with Catalog No:114179(TTR antibody) at dilution of 1:1000



Immunohistochemical of paraffin-embedded human liver cancer using Catalog No:114179(TTR antibody) at dilution of 1:100 (under 10x lens)



Immunohistochemical of paraffin-embedded human liver cancer using Catalog No:114179(TTR

# Prealbumin/transthyretin antibody



Catalog Number: 114179

---

antibody) at dilution of 1:100 (under 40x lens)