

PPM1K antibody



Catalog Number: 114136

Product name

PPM1K antibody

Specificity

human, mouse, rat; other species not tested.

Antibody description

PPM1K Rabbit Polyclonal antibody. Positive IHC detected in human gliomas. Positive WB detected in human brain tissue, human heart tissue. Observed molecular weight by Western-blot: 41kd

Preparation

This antibody was obtained by immunization of PPM1K recombinant protein (Accession Number: NM_152542). Purification method: Antigen affinity purified.

Formulation

PBS with 0.02% sodium azide and 50% glycerol pH 7.3.

Storage

Store at -20°C. DO NOT ALIQUOT

Clonality

Polyclonal

Ig Type

Rabbit IgG

Applications

ELISA, WB, IHC


Dilutions

Recommended Dilution:

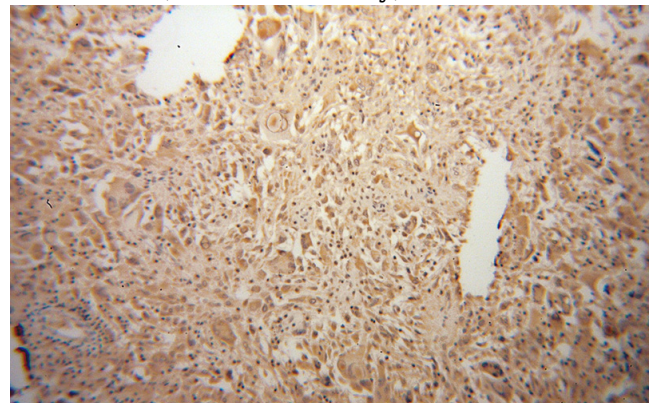
WB: 1:200-1:2000

IHC: 1:20-1:200

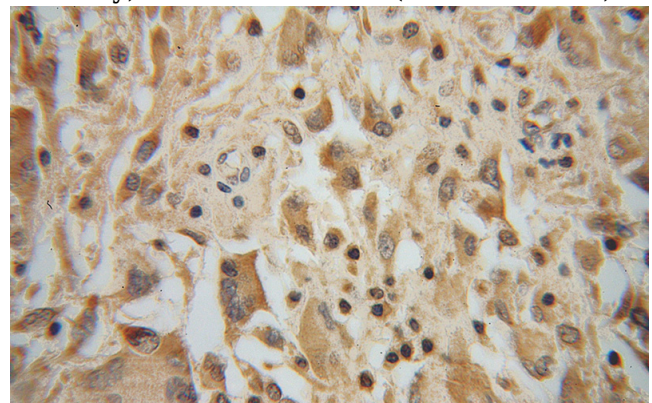
Validations



human brain tissue were subjected to SDS PAGE followed by western blot with Catalog No:114136(PPM1K antibody) at dilution of 1:500



Immunohistochemical of paraffin-embedded human gliomas using Catalog No:114136(PPM1K antibody) at dilution of 1:50 (under 10x lens)



Immunohistochemical of paraffin-embedded human gliomas using Catalog No:114136(PPM1K antibody) at dilution of 1:50 (under 40x lens)