

# PPARA antibody

Catalog Number: 114083

## Product name

PPARA antibody

IP: 1:200-1:1000

IHC: 1:20-1:200

## Specificity

Human, Mouse, Rat; other species not tested.

## Antibody description

PPARA Rabbit Polyclonal antibody. Positive IHC detected in human skeletal muscle tissue. Positive WB detected in U-937 cells, HepG2 cells, MCF7 cells, mouse skeletal muscle tissue, NIH/3T3 cells. Positive IP detected in U-937 cells. Observed molecular weight by Western-blot: 52-55 kDa

## Preparation

This antibody was obtained by immunization of PPARA recombinant protein (Accession Number: BC000052). Purification method: Antigen affinity purified.

## Formulation

PBS with 0.02% sodium azide and 50% glycerol pH 7.3.

## Storage

Store at -20°C. DO NOT ALIQUOT

## Clonality

Polyclonal

## Ig Type

Rabbit IgG

## Applications


ELISA, WB, IHC, IP

## Dilutions

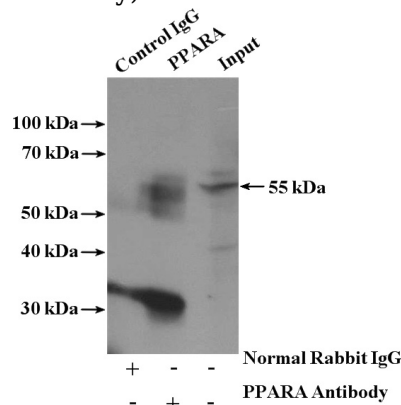
Recommended Dilution:

WB: 1:200-1:1000

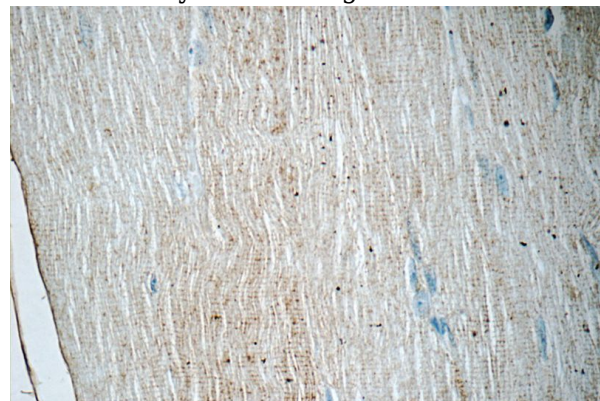
## Validations



U-937 cells were subjected to SDS PAGE followed by western blot with Catalog No:114083(PPARA antibody) at dilution of 1:100



IP Result of anti-PPARA (IP:Catalog No:114083, 4ug; Detection:Catalog No:114083 1:300) with U-937 cells lysate 4000ug.



Immunohistochemistry of paraffin-embedded human skeletal muscle tissue slide using Catalog

# PPARA antibody



Catalog Number: 114083

---

No:114083(PPARA Antibody) at dilution of 1:50 (under 40x lens)