

PP2A antibody

Catalog Number: 114076

Product name

PP2A antibody

Specificity

Human, Mouse, Rat; other species not tested.

Antibody description

PP2A Rabbit Polyclonal antibody. Positive WB detected in HEK-293 cells, Jurkat cells, K-562 cells. Positive IHC detected in human testis tissue, human stomach tissue. Observed molecular weight by Western-blot: 37 kDa

Preparation

This antibody was obtained by immunization of PP2A recombinant protein (Accession Number: NM_021131). Purification method: Antigen affinity purified.

Formulation

PBS with 0.1% sodium azide and 50% glycerol pH 7.3.

Storage

Store at -20°C. DO NOT ALIQUOT

Clonality

Polyclonal

Ig Type

Rabbit IgG

Applications

ELISA, WB, IHC


Dilutions

Recommended Dilution:

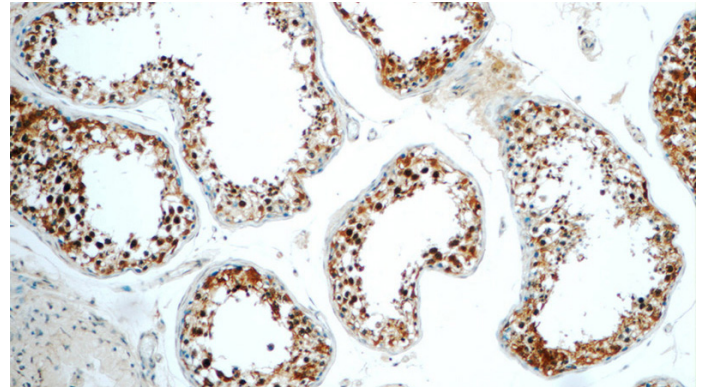
WB: 1:200-1:2000

IHC: 1:20-1:200

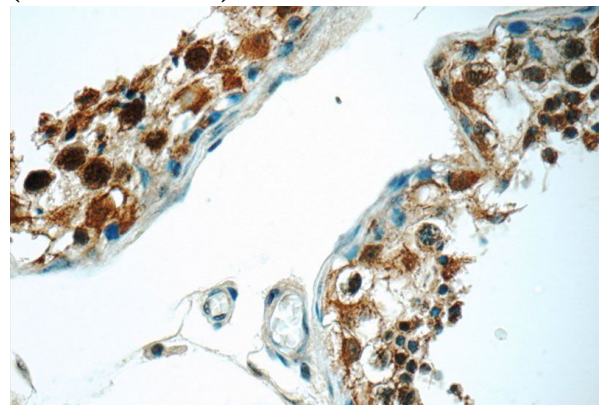
Validations



HEK-293 cells were subjected to SDS PAGE followed by western blot with Catalog No:114076(PP2A antibody) at dilution of 1:500



Immunohistochemistry of paraffin-embedded human testis tissue slide using Catalog No:114076(PP2A Antibody) at dilution of 1:50 (under 10x lens)



Immunohistochemistry of paraffin-embedded human testis tissue slide using Catalog No:114076(PP2A Antibody) at dilution of 1:50

PP2A antibody



Catalog Number: 114076

(under 40x lens)