

# POU3F3-Specific antibody



Catalog Number: 114071

## Product name

POU3F3-Specific antibody

## Specificity

Human, Mouse, Rat; other species not tested.

## Antibody description

POU3F3-Specific Rabbit Polyclonal antibody.  
Positive IHC detected in human brain tissue.  
Positive WB detected in SH-SY5Y cells, HEK-293 cells, human brain tissue, mouse brain tissue.  
Observed molecular weight by Western-blot: 66 kDa

## Preparation

This antibody was obtained by immunization of Peptide (Accession Number: NM\_006236).  
Purification method: Antigen affinity purified.

## Formulation

PBS with 0.02% sodium azide and 50% glycerol  
pH 7.3.

## Storage

Store at -20°C. DO NOT ALIQUOT

## Clonality

Polyclonal

## Ig Type

Rabbit IgG

## Applications

ELISA, WB, IHC

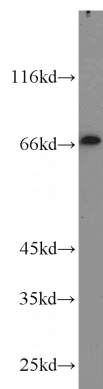
## Dilutions

Recommended Dilution:

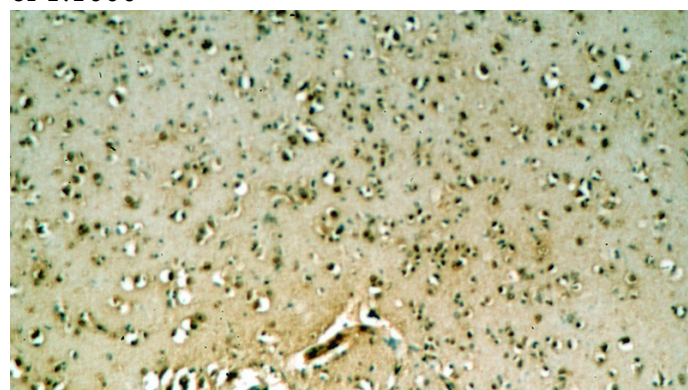
WB: 1:500-1:5000

IHC: 1:20-1:200

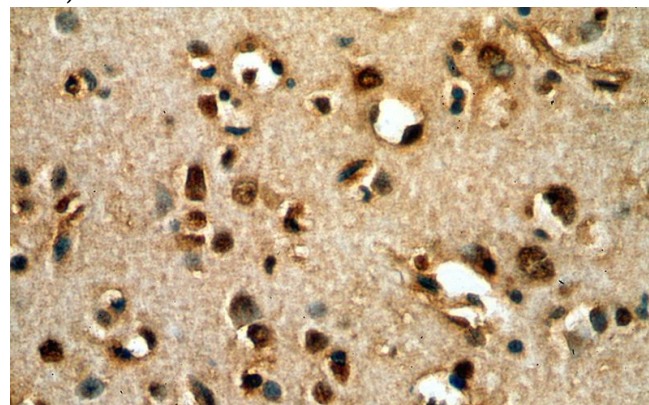
## Validations



SH-SY5Y cells were subjected to SDS PAGE followed by western blot with Catalog No:114071(POU3F3-Specific antibody) at dilution of 1:1000



Immunohistochemical of paraffin-embedded human brain using Catalog No:114071(POU3F3-Specific antibody) at dilution of 1:100 (under 10x lens)



Immunohistochemical of paraffin-embedded human brain using Catalog No:114071(POU3F3-

# POU3F3-Specific antibody



Catalog Number: 114071

---

Specific antibody) at dilution of 1:100 (under 40x lens)